



## The Role of Plasma Technology in Surface Modification of Textiles

Heba Ghazal \*, Lobna N. Allam, Zahra Sh. Beltagy, Lamiaa S. Abd Elaal, Merehan N.

Elshamy, Amany G. Maraae

Textile Printing, Dyeing and Finishing Department, Faculty of Applied Arts, Benha University, Benha, Egypt



CrossMark

*In Loving Memory of Late Professor Doctor "Mohamed Refaat Hussein Mahran"*

### Abstract

In order to improve the quality of the fabric, the textile industry is looking for innovative manufacturing technologies. Additionally, society needs modern environmental finishing techniques, such as the use of atmospheric pressure plasma for surface modification of textiles. These techniques include corona discharge, atmospheric pressure plasma jet (APPJ), atmospheric pressure glow discharge (APGD), and dielectric barrier discharge (DBD). These techniques are becoming more and more popular in the textile industry because they offer numerous benefits over traditional wet processing methods. Since cold plasma, also known as non-thermal plasma, may modify the polymeric surface without changing the material's bulk properties, it is thought to be superior to other common modification techniques. Air or standard industrial gases, such as hydrogen H<sub>2</sub>, nitrogen N<sub>2</sub>, and oxygen O<sub>2</sub> at room pressure, can be used to start a plasma. Unlike chemical treatment, plasma treatment does not include the treatment of dangerous chemicals, hence there are no effluent issues. One of these physical methods used to treat thickeners and enhance their rheological characteristics is plasma treatment. After plasma therapy, active surface groups are added by plasma to give fabrics like cotton, linen, polyester, and surface fabrics qualities like antibacterial, UV, flame retardant, self-cleaning, and antistatic. This review paper gives brief information about the benefits of using plasma for various textile finishing processes by critically analysing recent research and illustrating the many kinds and mechanism of plasma technique.

Keywords: Plasma, Plasma mechanism, Surface modification, Textiles

### 1. Introduction

"Sustainability" is essential these days. The textile industry is also not an exception. The purpose of finishing procedures is to improve the textile product's use or aesthetic appeal. [1] The traditional method for treating textile surfaces is wet chemical processing.[2-27]

Chemical treatments provide a vast range of reagents for fabric treatment, but they also come with a number of toxic chemicals and strict process control requirements. [28] Finishing fabrics releases dangerous compounds into the atmosphere and consumes a huge amount of chemicals. [29] As such, it is important to reevaluate and enhance the selected ingredients in addition to the processing and finishing techniques. The traditional method for treating textile surfaces is wet chemical processing. Chemical procedures Even though there is a large variety of reagents available, treating cloth still calls for strict process control and a number of dangerous chemicals. [1]

The practice of changing a material's surface by physical, chemical, or biological means in order to give it unique characteristics that set it apart from untreated material is known as surface modification. Throughout time, several surface modification methodologies have been utilized to modify the surface characteristics of textiles. These methodologies may be roughly classified into four categories: physical, chemical, biological, and mechanical. Figure 1: [30]

In this paper we summarize the plasma technology as a physical method used to modify the surface of textile. Plasma is a gas that no longer contains all of its electrically neutral components. [31-33] Rather, the molecules/atoms undergo ionization, i.e. [34] They acquired (or lost) one or more electrons. These unbound electrons can also be found in plasma. It should be noted that the concept of plasma is independent of the equipment used to create it, such as corona discharge, dielectrical barrier discharge, glow discharge, and so on.

\* Corresponding author: [drheba\\_ghazal@yahoo.com](mailto:drheba_ghazal@yahoo.com) .

Receive Date: 23 December 2023, Revise Date: 13 January 2024, Accept Date: 28 January 2024

DOI: 10.21608/ejchem.2024.257516.9035

©2024 National Information and Documentation Center (NIDOC)

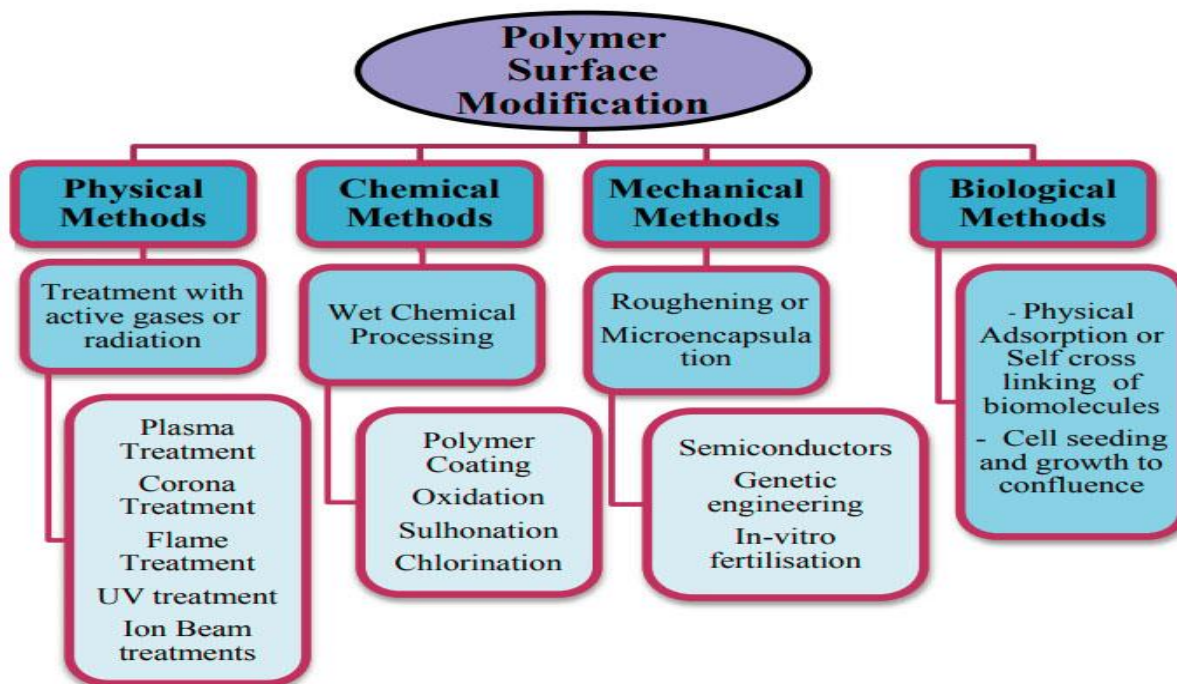


Figure 1: diagram depiction of many surface modification techniques, along with a few illustrations [30]

As a result, the word plasma is used throughout this work to refer to all of these forms of discharge. [35, 36] In practice, plasma is created by applying an electrical field to two electrodes separated by a gas. This can be done at atmospheric pressure or in a closed vessel at lower pressure. In both circumstances, the gasses utilized to form the plasma, as well as the applied electrical power and the electrodes (material, shape, size, etc.), will define the characteristics of the plasma. [35, 37] Plasma, the 4th state of matter. [37] Plasma is an ionized gas with an equal density of positive and negative charges that exists throughout an exceptionally large pressure and temperature range. Depending on the gas utilized, plasma is made up of free electrons, ions, radicals, UV-radiation, and other particles. To maintain a steady state, an electric field must be applied to the gas plasma created in a low-pressure chamber. [29, 37, 38]

#### Plasma techniques

Plasma, the fourth state of matter, is made up of many distinct species such as electrons, positive and negative ions, free radicals, gas atoms, and molecules in the ground or any higher state. [30] Plasma is traditionally thought to be a quasineutral species composed of an equal number of positive and negative ions, but due to long-ranged Coulomb's forces of attraction, the individual behavior of particles is lost and the entire plasma acts collectively. Plasma accounts for about 99% of all stuff in the cosmos. The temperature of natural plasma is extremely high, ranging from tens to hundreds of thousands of kelvins. [30, 39]

#### Advantages of Plasma Treatment

- Gas plasma technology adheres to Green technology principles by providing a clean, dry, and waste-free alternative to traditional methods. [40]
- Because most textile materials are heat sensitive, non-thermal plasma is very advantageous for textile processing. Atmospheric pressure plasma may produce surface reactions without causing significant thermal deterioration of the substrate. [41]
- Different functional groups can be included on the fabric surface by utilizing a range of gases, depending on the type of functionality to be put on the fabric, such as wettability, adhesion, printability, hydrophobicity, and hydrophilicity. [42]
- Plasma modification is very surface-specific since it does not influence bulk characteristics and only affects the top layer.
- The produced modified layer is reasonably homogenous and covers the entire and wide surface area. [29]

#### Classification of Plasma

Typically, plasma can be classified as thermal (hot) and non-thermal (cold) plasma based on temperature. [30] All of the species that make up thermal plasma are in thermal equilibrium at temperatures in the millions of kelvin range. Because thermal plasma exists in the solar corona and lightning, it cannot be used to cure any substance. Non-thermal plasma, on the other hand, is kept at room temperature; while the smaller sized electrons

are heated, the other bigger reactive species stay at normal temperature.[43]

### Hot (Thermal) Plasmas and Their Applications

Hot plasmas, such as electrical arcs, rocket engine plasma jets, thermonuclear processes, and so on, contain an extraordinarily high energy content, causing all organic molecules to fragment to atomic levels. As a result, these plasmas can only be utilized to create extremely large amounts of caloric energy or to change thermally stable inorganic materials (metals, metal oxides, and so on). Thermal plasma is created by creating an arc discharge in a gas subjected to varying frequency electric fields. A bundle of gas ionized at extremely high temperatures has the ability to remove, fuse, or thermally alter a material. The bundle is comparable to a tool in that it is readily handled and does not come into direct contact with the treated area. Temperature, gaseous reagents, and microscopic particles injected into the plasma (plasma spraying, synthesis) or exposed to plasma in the form of 'bulk materials' (fusion and refinement in metallurgy) determine the uses of thermal plasmas. [44]

Except for the fundamental architecture of the plasma cannon (nozzle), which has not changed considerably over the previous 20 years, plasma sprayed coating has progressed dramatically. The nozzle, which consists of a cone-shaped cathode situated within a cylindrical anode that generally extends beyond the cathode, is the most important portion of the cannon. Reactive or inert gases, or mixes of them, traversing the gap between the electrodes are 'instantly' ionized, resulting in the plasma state. Powders can be injected into the plasma jet at specific positions relative to the nozzle to regulate the caloric energy absorption of the deposition materials as well as the paths of plasma-borne particles and droplets. [45]

Coating particles (powders) put into the jet are quickly melted, and the resultant droplets are deposited and cooled on the target surfaces, often resulting in tightly bonded yet porous coatings. The main benefits of employing thermal plasmas in plasma waste treatment are the quick heating rates, high processing temperatures that allow the creation of stable vitrified slugs, and low off-gas flow rates. Off-gas cleaning is a significant economic aspect in every waste processing system, and the costs decrease as gas flows increase. [46]

The main issue is the economics of the specific process, and all new developments have been directed toward improving the economics, either by combining plasma processes with conventional incinerators to take advantage of the waste's heating value, or by using waste heat to obtain a useful co-product. [47]

### cold plasma

Thus, cold plasma is best suited for surface alteration of textiles since it causes minimum thermal deterioration of the fabric. Continuous energy loss occurs in non-thermal plasma, whether through radiation, conduction, or various interactions within the plasma species; thus, for continuous processing of the sample, power must be supplied continuously from an external source, typically an electrical discharge. These electrical discharges are delivered either at low pressure in vacuum chambers or at atmospheric pressure. [48]

The microelectronics and material technology industries have pioneered low-pressure plasma technologies. Low-pressure plasma systems typically operate in vacuum at pressures ranging from 1 to 100 Pa and at temperatures close to ambient. [30] Only essential plasma gases such as neon, argon, helium, nitrogen, and oxygen are then injected into the enormous vacuum chambers after the system has been pushed down. Low-pressure plasma systems have been used in textile processing, but the need for airtight enclosures makes them costly and time-consuming. As a result, the current emphasis has been on developing more accessible and simple processing techniques, which gave rise to atmospheric pressure plasma systems.[49] The atmospheric pressure plasma is created at a high pressure of around 1 atm. These systems improve low-pressure systems because they do not require the presence of vacuum conditions, and they also have more reactive chemical species with superior selectivity and a lower gas temperature. [38, 42]

### Types of the Non-thermal Atmospheric Pressure Plasma System

Operating at 1 atmosphere pressure Because of their economic feasibility and ease of use, atmospheric pressure plasma sources have been developed for a wide range of research and industrial applications. [30] The following four discharges can obtain atmospheric pressure plasma discharge.

#### Corona Discharge

Corona discharge is the most basic form of plasma therapy. Two electrodes with opposing charges and a high voltage source are required for this type of discharge. [49] Corona discharge has an inhomogeneous electrode layout, in which one electrode is strongly curved, like a pointed needle or wire, and the other is planar or flat. The discharge occurs when current travels from the high-potential strong curvature electrode into a neutral fluid, generally air, and ionizes the surrounding region. Furthermore, the corona formed in the high field zone discharges to a lower potential area and flows through to the planar electrode. [38, 41, 50] Coronas can be either positive or negative depending on the electrode's polarity. If the curved electrode is linked to the power supply's positive terminal, it is a

positive corona; if it is connected to the power supply's negative terminal, it is a negative corona. Corona treatment has a variety of commercial uses, including water purification, photocopying machines, printers, and powder coating; nevertheless, their weak and inhomogeneous character, as well as their limited area of application, have limited its use in textile processing. [41]

#### ***Atmospheric Pressure Plasma Jet***

A small torch-like, non-thermal plasma generating device that uses radiofrequency (RF) power is an atmospheric pressure plasma jet (APPJ). It is made up of two electrodes, with the outer cylindrical electrode grounded and the inner center electrode pointed like a jet. These electrodes are given a gas mixture made up of helium, oxygen, argon, or other noble gases. [30, 38, 50] When RF power is applied, the plasma discharge ignites, feeding constantly on a gas mixture and producing a high-velocity stream of chemically reactive species that escapes via the nozzle after passing past the center electrode. The primary characteristics of APPJ are that it produces a steady and homogeneous discharge and does not require a dielectric cover on the electrodes. APPJ technology is utilized in a variety of applications, including sterilization of surgical and dental equipment, etching of metals and polymers, plasma-assisted chemical vapour deposition of SiO<sub>2</sub> and TiO<sub>2</sub>, graffiti removal, paint removal, and many more. [51, 52]

#### ***Atmospheric Pressure Glow Discharge***

A low voltage and extremely high frequency, i.e. radiofrequency, atmospheric pressure glow discharge (APGD) is created between parallel plate electrode setups separated by a few millimeters. Helium is typically utilized as the plasma-forming gas because it has a very low breakdown voltage and a longer transition time, which aids in expanding the micro-discharge sites on the insulating electrode. Because it works at a lower voltage than other atmospheric pressure discharges, the APGD is advantageous for material processing due to its capabilities for homogeneous treatment and discharge stability. Furthermore, there is no dielectric substance covering the electrodes. Because helium is expensive and difficult to recover, its practical usefulness in textile production is limited. [49, 50, 53]

#### ***Dielectric Barrier Discharge***

A dielectric barrier discharge (DBD), also known as a silent discharge, occurs when at least one of two parallel electrodes is covered with an insulating

dielectric barrier. These discharges function at atmospheric pressure, which is normally in the 0.1-1 atm range. A strong alternating current voltage with an amplitude of 1-100 kV and frequency ranging from a few kHz to MHz (corresponding to the lower RF—microwave band) is applied to the setup. DBDs have a dielectric layer consisting of glass, quartz, ceramic, or polymer material that is put between two metal electrodes. Depending on the processing requirements, the inter-electrode spacing ranges from a few millimeters to a few cms. [54]

When the DBD is powered with a high alternating current voltage, gases breakdown between the parallel plates in filamentary mode, resulting in a discharge composed of a large number of individual tiny breakdown filaments distributed uniformly across the entire dielectric layer, known as micro-discharges or streamers. The use of dielectric as an insulating layer has a few advantages. First, it allows for continuous current flow by avoiding the glow to arc transition, and second, it forms random streamers by electron buildup on the electrode surface to assure homogeneous treatment of any surface. [54, 55] At atmospheric pressure, the dielectric barrier discharge has become an essential technique for surface modification of textiles. Surface modification aids in the alteration of many qualities such as wettability, dye ability, stain removal, and sterilization. DBD methods are in high demand since they are a green technology that produces no effluent or hazardous chemicals. [30]

#### ***Surface Modifications Caused by Plasma Species***

Once the penetration depths are established, an illustration of the textile alterations caused by gaseous plasma therapy may be shown. Obviously, inhomogeneous treatment over the whole thickness of the textile cannot be prevented, but it may be minimized by suitable treatment device design and discharge parameter selection. [56]

#### ***Electron***

As illustrated in Figures 2 and 3, the electrons will cause a negative charge of the fibers on the surface (Figure 3) or even deep inside the fabric (Figure 2). All save the fastest electrons entering from the gaseous plasma will be slowed by the negative charge. As a result, the vast majority of electrons impinging on the polymer surface will have kinetic energy below the threshold for bond breakage. As a result, save for RF biasing, which is beyond the subject of this work, electrons have no impact on textile alterations. In practically all practical circumstances, the influence of electrons on textile surface finish is negligible.

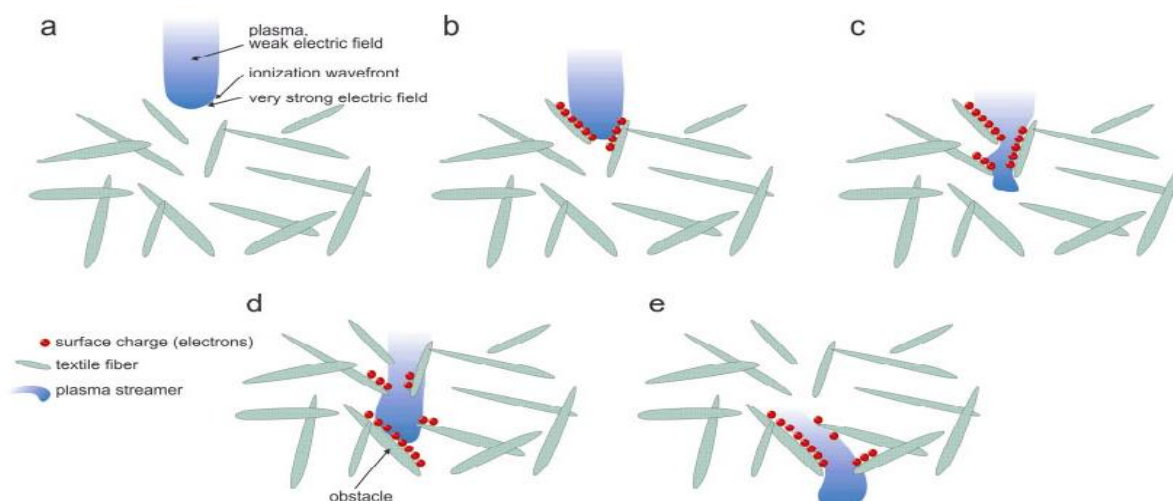


Figure 2: Illustration of a steamer penetration inside the textile and propagation through textile fibers from (a) to (e)

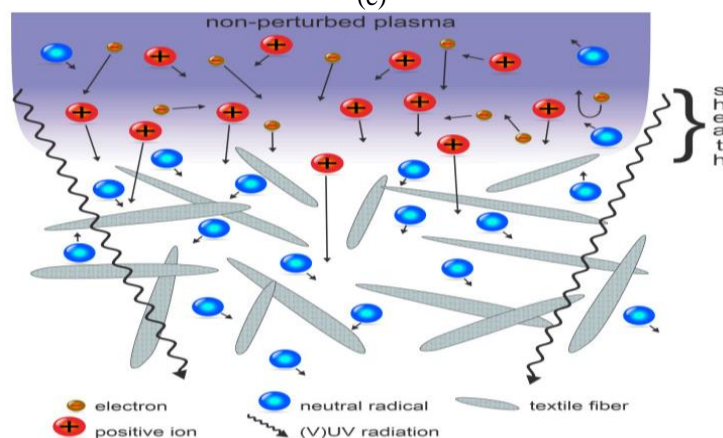


Figure 3: An illustration of the penetration path of VUV and UV radiation, charged particles, metastables, and radicals in textiles

### Positively Charged Ions

If the surface charge retards negatively charged electrons, positively charged ions are propelled toward the surface, as seen in Figures 2 and 3. Because the surface of any substance exposed to plasma always has a consecutive negative charge, positively charged ions will collide with negatively charged electrons and neutralize. Surface neutralization is extremely efficient, with a near-perfect likelihood. The surplus energy (the ionization energy) will be released on the fiber surface, heating it.[57]

### Negatively Charged Ions

Because of the adsorption of free electrons from gaseous plasma, the surfaces confronting non-equilibrium gaseous plasma are biased negatively toward the plasma, as previously stated. The negatively charged ions will be slowed by the surface potential and steered back to the bulk plasma (important only for plasmas sustained in electronegative gases). As a result, because the negatively charged ions will not reach the fiber

surface, any discussion of contact with the fibers is unnecessary.

### Metastables

Electrons with sufficient energy will excite neutral molecules, atoms, and ions to electronically excited states. The excitation happens in a gaseous plasma with a high electron density and temperature. The excited states may be resonant, which means they will relax instantly (in nanoseconds) by producing a photon. Many states, however, are metastable due to quantum physics restrictions that preclude relaxing via electrical dipole radiation. Such excited states may have a long enough lifespan to allow metastables to reach the surface. The excitation energy may be transmitted to an electron bound to the polymer surface on the surface, resulting in surface modification. The impact has yet to be fully explored since very few studies on the interaction between oxygen metastables with polymer materials have been published, despite the fact that plasma scientists frequently utilize them to explain processes in oxygen plasmas.[58]

### **Molecular Radicals, including Atoms**

When polymer materials are treated with oxygen plasma, the surface chemistry is generally governed by neutral reactive particles. [59] In practically all practical circumstances, their concentration in gaseous plasma is orders of magnitude greater than charged particle concentration. [57] The good gas phase stability is the primary cause for the high concentration of neutral reactive particles in low-pressure plasmas. A three-body collision is required for the recombination of simple radicals like atoms to parent molecules in the gas phase. At pressures below a few mbar, such collisions are rare. Atoms have a lifespan of more than a millisecond in a properly built experimental system, therefore radicals can travel many meters from the source (i.e., thick plasma). [60] In low-pressure systems, recombination occurs almost entirely on surfaces. Unlike the virtually 100% chance of neutralization of charged particles, the surface recombination of neutral radicals depends considerably on the kind of materials contacting plasma and can be as low as 0.001 for certain polymers. [61]

### **Plasma Technology in Textile Processing**

Plasma technique has been utilized to improve the surface and bulk properties of textile materials, resulting in textile products ranging from traditional textiles to sophisticated composites. It has the potential to increase the efficiency of textile materials such as:

#### **Wettability**

There has been a lot of research on plasma treatment of various textile fibers to change their wettability qualities. Plasma treatment, for example, can increase the capacity of polyester, polypropylene, and wool to retain moisture or water droplets on their surface. Hydrophobic finishing: treating cotton fiber with a known plasma gas, such as hexamethyldisiloxane (HMDSO), results in a smooth surface with a higher water contact angle. The treatment has a considerable hydrophobization impact on treated cotton fiber.

#### **Adhesion**

Plasma technique can improve chemical coating adherence and dye affinity in textile fabrics..[29, 34]

#### **Product quality**

Due to the nature of the fiber scales, felting hand feel is an important aspect of wool garments. Traditional anti-felting has a detrimental impact on and environmental concerns. Oxygen plasma has an anti-felting impact on wool fiber without causing conventional problems.

### **Functionality**

Various plasma gases give particular functionality to textile materials such as UV protection, antibacterial function, medicinal function, bleaching, flame retardancy, and so on. [34]

### **Textile characterizations for assessing plasma modification**

At both high and low temperatures, plasma can be employed. Due to the heat sensitivity of the majority of textile fibers, only low-temperature plasma (also known as cold plasma) is employed on textiles. [62, 63]

Plasma therapy can be performed using direct current (DC) or alternating current (AC) energy at low frequencies (1-500 kHz), radio-frequency (RF) (typically 13.56 or 27.12 MHz), or microwave (usually 915 MHz or 2.45 GHz). [62, 64] Plasma can be created at atmospheric pressure or at low pressure in a confined chamber. RF or microwave radiation is typically used to generate low-pressure (1-100 Pa) plasma. [65]

Although this technology produces a consistent effect and has strong repeatability in terms of textiles while using a modest quantity of gas, it is difficult to apply to large-scale continuous textile manufacturing since the sample size is restricted to the size of the closed chamber. [66, 67] As a result, the use of plasma under atmospheric circumstances is thought to be more practicable for continuous textile line manufacturing. [68]

The chemical changes in textiles caused by plasma treatment are heavily influenced by the chemical structure of the textile and the plasma gas employed. By adding new chemical groups, various plasma gases can generate various effects on the textile surface. Oxygen (O<sub>2</sub>)-containing plasma, for example, can generate new C=O or O-C-O groups on cellulosic fibers, whereas nitrogen-containing plasma can generate CN or O=C=NH groups.[69]

To create a thin hydrophobic layer on a textile substrate, fluorine-containing gases (e.g., C<sub>2</sub>F<sub>6</sub>, C<sub>3</sub>F<sub>6</sub>, and SF<sub>6</sub>) are frequently utilized. [70] Various methods, such as Fourier transform infrared spectroscopy (FTIR) and X-ray photoelectron spectroscopy (XPS), can be used to analyze changes in chemical structure. Plasma treatment of textiles influences surface energy, wettability, and color (nominal shift produced by etching, which modifies the light reflection pattern). As a result, plasma alterations on textiles are frequently evaluated by researching surface lightness, surface energy measurement, and capillary height measurement. [62, 63, 69]

### **Application of using plasma in finishing some fabrics**

#### **Plasma anti-static finishing processes for some textiles**

The main purpose of an antistatic substance is to inhibit the formation of electricity within certain fabrics. In general, these disparities can be caused by the separation or friction of two materials, or by induction processes, such as the interaction of ionized air with an additional electron or a lack of an electron. Static electricity can be generated during production, and the textile material is also employed in transport and manipulation at the end. [71] Many textile materials include anti-static restrictions to specific relative wetness (usually range from 65 to 25 percent).

After the low-temperature plasma treatment with oxygen, the half-life decay period of the Polyester fabric was ideal. Reduced evidence that polyester's anti-static property Substance has been significantly altered. The perfect condition of plasma treatment at low temperature adequate enhancement of the anti-static property of polyester fabric computed as

- (i) release power = 200 W
- (ii) device pressure = 25 Pa
- (iii) processing time = 3 min and Antistatic property enhancement on polyester fabric was dependent on low-temperature plasma treatment, and antistatic finishing chemical had a different antistatic mechanism. It is now understood that low-temperature plasma modification of fibers causes oxidation and deterioration (the formation of voids and pores) of the fiber surfaces. [72]

The oxidation process produces oxidized functionalities, which enhance surface energy, whereas the degradation process primarily changes the surface shape of the fibers. The number of oxygen-containing polar groups on the polyester fiber surface rises after low-temperature plasma treatment. Through hydrogen bonding, these polar groups will incorporate moisture and aid in moisture penetration and binding on the fiber surface. The water molecule can ionize these polar groups and progress to a systemic electricity conduction layer Fiber surface, which improves electrostatic material dissipation. As a result, the fiber half-life decreases following low temperature Plasma treatment. [73]

#### Self-cleaning

Self-cleaning has been identified as an essential trait in plants such as lotus. SEM pictures of the surface of a lotus leaf revealed a variety of micro- to nanostructures that prevent particles from adhering and roll off water droplets off the surface, scooping up long dust particles to maintain the leaf surface clean and dry even in marshy places. For such superhydrophobic self-cleaning solutions, the technological representation of this core notion has been patented under the trade name Lotus effect. [9, 11, 20, 74-83]

Because nanoparticles have a larger surface area and greater diffusibility than macroparticles, the use

of crystalline TiO<sub>2</sub> as a photocatalyst has grown dramatically over time. Commercially, nano-TiO<sub>2</sub> is widely used in water purification, air purification, and disinfection, but its use in textile surface modification is still in its early phases. A variety of negatively charged functional groups such as C-O, C=O, -COH, -COOH were introduced on the fabric surface by the reaction between active O species of air and plasma-activated carbon functional groups of textiles, resulting in improved bondability of Ti<sup>4+</sup> ion of TiO<sub>2</sub>. Fabric self-cleaning feature could be improved. radiofrequency (RF) plasma (13.6 MHz, 100 W) and microwave (MW) plasma (2450 MHz, 600 W) activated cotton, polyester, and wool-polyamide. [30, 74]

Post-plasma therapy In contrast to the customary high temperature of 500 °C used for coating glass and silica, a temperature of 100 °C was adequate to attach TiO<sub>2</sub> to the fabric. The release of CO<sub>2</sub> was accompanied by the degradation of organic stains such as coffee, wine, or grease on textiles triggered by plasma and TTIP or TiCl<sub>4</sub> colloidal TiO<sub>2</sub>. In case of cotton, a 60 min RF plasma-treated bleached cotton showed the maximum

CO<sub>2</sub> evolution (2000 µl) and a mercerised cotton showed the maximum amount of CO<sub>2</sub> for just 15 s MW plasma treatment for wine stain after 24 h suntest light irradiation. Because the MW plasma treatment was accompanied by heat, it promoted interaction between cotton tissue and the surface of TiO<sub>2</sub> nanoparticles, boosting dispersion rate on the fabric with minimal treatment time. In the absence of TiO<sub>2</sub> or any stain, no CO<sub>2</sub> appeared in any of the fabrics. The self-cleaning activity of pretreated polyester and wool-polyamide samples was increased in a 30 minute RF plasma-treated sample coated with colloidal TiO<sub>2</sub> as a basic layer, followed by additional coating of Degussa P-25 nanoparticles. [74]

The activity of nanoparticles was clearly evident, with partial discoloration caused by light and a significant amount of CO<sub>2</sub> gas produced. In TEM micrographs, a TiO<sub>2</sub> coating with thicknesses of 150-220 nm was seen for cotton samples and 20-25 nm for synthetic fabric. The XRD spectra revealed peaks for rutile TiO<sub>2</sub> nanoparticles as well as some amorphous TiO<sub>2</sub>. The mechanism of self-cleaning was explained by a photochemical reaction in which coffee or wine pigments inject an electron in the TiO<sub>2</sub> conduction band to generate highly active O-radicals, or the excited pigment reacts with photo-induced holes, which react with carboxylic acids via a Kolbe-type reaction to generate CO<sub>2</sub>. The active O- species further generate oxidative radicals like HO<sub>2</sub><sup>·</sup>, OH<sup>·</sup>, RO<sup>·</sup>, RO<sub>2</sub><sup>·</sup> which will eventually degrade the textile stains. [84]



### Flame Retardant

The effects of low temperature plasma pretreatment on metal salt absorption by cotton textiles as well as the flame retardant qualities of the treated samples before and after dyeing were studied. As metallic salts, titanium dioxide (TiO<sub>2</sub>), zinc sulfate (ZnSO<sub>4</sub>), lead(II) acetate (Pb(C<sub>2</sub>H<sub>3</sub>O<sub>2</sub>)<sub>2</sub>), aluminum sulfate (Al<sub>2</sub>(SO<sub>4</sub>)<sub>3</sub>), and silver nitrate (AgNO<sub>3</sub>) were added to cotton textiles. Some analyses, such as char yield and LOI, have been conducted in order to assess the flame retardant properties of treated materials. The higher the char production, the higher the LOI values of the plasma pretreated/metal salt loaded textiles. According to the findings, the injected plasma pretreated cotton textiles show good flame retardant qualities. The LOI value increases from 18.6 to 23.3 when inoculated in a 0.01 M solution of Silver Nitrate (AgNO<sub>3</sub>). According to the findings, the FR property of treated textiles can endure after dyeing, and dyeing the infected cotton fabrics has no detrimental influence on the flame retardancy of cotton fabric. [85-87]

Cotton textiles benefit from the use of nanoclay as a flame retardant. Cotton textiles were treated with low temperature plasma to boost their adsorption capability in another study. Nanoclay was utilized as a flame-retardant finishing product for cotton textiles after plasma treatments. The char yield of the untreated sample before treatment was 1.9%, however it rose significantly for the treated samples. The char production of the nanoclay-treated sample is 10.20%, which is 5 times higher than the untreated sample. Furthermore, the results suggest that N<sub>2</sub> plasma treatment increases the flame retardant capabilities of the cotton sample. It is observed that, Nitrogen plasma has synergistic effect on nanoclay for flame retardant properties. Char yield value for N<sub>2</sub> plasma/nanoclay treated cotton increase to 12 %. Also the same results for LOI values have been achieved. [74] The LOI values can be increased by plasma pretreatment and nanoclay exhaustion up to 23.5%. The quicker disintegration of nanoclay to promote char formation, which might block the passage of heat, energy, and O<sub>2</sub> between flame and cotton materials, is linked to the improved flame retardancy of the treated samples. The presence of nanoclay causes the establishment of a barrier layer, which inhibits the propagation of fire inside the material while increasing the rate of flame spread beyond the specimen's surface. During the vertical burning test, the treated cotton materials had a shorter afterglow period and no after-flame.[88]

### Antibacterial Finishing

Cotton is a great natural material, however it is susceptible to bacterial growth. Cotton, being a hydrophilic fabric material, easily provides favorable circumstances for the growth of microorganisms, such as humidity, sufficient temperature, and nourishment. This can cause an unpleasant odor, stains, and discoloration in the fabric to some extent. As a result, cotton materials must be treated with an antibacterial treatment. Furthermore, the perfect antibacterial finishing should be non-toxic, washable, eco-friendly, and long-lasting. [7, 19, 29, 77, 80, 89-95]

Antibacterial function and resilience of different cellulosic substrates are significantly improved. Cotton, linen, viscose, and lyocell were pre-surface modified with N<sub>2</sub> or O<sub>2</sub> plasma to provide antibacterial characteristics. new active and binding sites, NH<sub>2</sub> groups, and the consequent fabric surface change Packing of biosynthesized silver nanoparticles (AgNPs) in combination with specific antibiotics. the Ag-content, as well as a significant improvement in the treated material's antibacterial efficacy. The improvement of the aforementioned properties reflects the positive impact O<sub>2</sub>-plasma pre-treatment had on surface modification and activation of the treated substrates using the exhaustion method, which can be discussed in terms of surface morphology, cellulose content, amorphous/ crystalline areas, fabric weight, and extent of surface changing and functionalization, which in turn affected the extent of Ag NPs retention and antibacterial efficacy.[28, 30]

The significant increase in antibacterial activity of plasma-treated, AgNPs-loaded fabric samples, even after 15 washing cycles, is a direct result of better AgNP bonding via plasma-generated polar groups, i.e. -COOH groups.

The remarkable decrease in antibacterial activity of Ag-NP treated fabric samples that were not plasma pre-treated can be attributed to physically adhered Ag-NPs onto the fabric structure, resulting in less fixation and easier removability when compared to plasma treated samples. [39]

The surface of cellulose substrates was pretreated with O<sub>2</sub> plasma before the plasma polymerization process, which used acrylic acid (AAc) as a monomer. After treatment with AAc, the surface of the cotton fibers was cleaner and smoother, with micro-fibrils visible along the fiber axis. [63]

The variables in argon plasma treatment were used to investigate the influence of polyester fabric on comfort and antibacterial characteristics. In terms of In terms of water vapor permeability, coagulability, and antibacterial activity, plasma-treated polyester materials outperformed untreated fiber. Using the program Design-Expert, the best operational power values were 600 W, 30 S treatment duration, and 2.8 mm electrode spacing. [53] The



intensity of the treatment affects the process's efficiency; the intensity of corona discharge at atmospheric pressure (CDAP) is a function of discharge power and exposure durations. [74]

### Conclusion and Future Trend

The technique for treating fabrics with gas plasmas is still in its early stages. Plasma, the fourth state of matter, was initially hypothesized by I. Langmuir in 1926 and is presently being effectively studied in a variety of sectors. Textiles can be treated with plasma using either atmospheric or low-pressure equipment. The impact of plasma therapy on textiles relies on flow rate. Selecting the right plasma settings can improve fiber wettability, surface roughness, functionality, and dyeability. cold plasma is best suited for surface alteration of textiles since it causes minimum thermal deterioration of the fabric. Low-pressure plasma systems typically operate in vacuum at pressures ranging from 1 to 100 Pa and at temperatures close to ambient. It offers various benefits over typical textile processing technologies. Plasma therapy can be performed using direct current (DC) or alternating current (AC) energy at low frequencies (1-500 kHz), radio-frequency (RF) (typically 13.56 or 27.12 MHz), or microwave (usually 915 MHz or 2.45 GHz). RF or microwave radiation is typically used to generate low-pressure (1-100 Pa) plasma. Plasma technology offers an ecologically benign and adaptable method of improving the surface and bulk characteristics of textile materials. This method may be used in a variety of aspects of textile processing, including pretreatment, dyeing, and finishing. Pretreatment, coloring, and finishing are all steps in the process. Plasma technology may be used to remove PVA sizing material from cotton fibers, to give wool anti-felting properties, and to improve the dyeability of natural and synthetic fiber fabrics. This technique may be used to create unique functional fabrics. Thus, although being a pricey technology at first, it enables higher production rates, lower production costs, better goods, and, most significantly, finishes on textiles that are either impossible to acquire or not obtained at all using other technologies. Above all, Plasma technology eliminates the environmental issues that older technologies face.

### 2. Fund

The authors have no fund

### 3. Conflict of interest

The authors have no conflict of interest

### 4. Acknowledgment

The authors are gratefully grateful to acknowledge the Faculty of Applied Arts, Benha University. Furthermore, the authors are gratefully grateful to acknowledge the Central Labs Services (CLS) and

Centre of Excellence for Innovative Textiles Technology (CEITT) in Textile Research and Technology Institute (TRTI), National Research Centre (NRC) for the facilities provided.

### 5. References

- [1]. S. Hooda, Application of textile finishing using neem extract: A move towards sustainability, *Int. J. Home Sci.* 4(1) (2023) 264-267.
- [2]. M.S. Kamal, E. Mahmoud, A.G. Hassabo, M.M. Eid, Effect of some construction factors of bi-layer knitted fabrics produced for sports wear on resisting ultraviolet radiation, *Egy. J. Chem.* 63(11) (2020) 4369 - 4378.
- [3]. E. El-Sayed, H.A. Othman, A.G. Hassabo, Cyclodextrin usage in textile industry, *J. Text. Color. Polym. Sci.* 18(2) (2021) 111-119.
- [4]. M.M. El-Zawahry, A.G. Hassabo, F. Abdelghaffar, R.A. Abdelghaffar, O.A. Hakeim, Preparation and use of aqueous solutions magnetic chitosan / nanocellulose aerogels for the sorption of reactive black 5, *Biointerf. Res. Appl. Chem.* 11(4) (2021) 12380 - 12402.
- [5]. H.M. Fahmy, H.M.Y. Okda, A.G. Hassabo, M.H. El-Rafie, M.A. Youssef, Synthesis of new silicone-based adducts to functionalize cotton fabric, *Silicon* (2021).
- [6]. A.L. Mohamed, M.E. El-Naggar, A.G. Hassabo, Preparation of hybrid nano-particles to enhance the electrical conductivity and performance properties of cotton fabrics, *Journal of Materials Research and Technology* 12 (2021) 542-554.
- [7]. A.L. Mohamed, A.G. Hassabo, Cellulosic fabric treated with hyperbranched polyethyleneimine derivatives for improving antibacterial, dyeing, pH and thermo-responsive performance, *Int. J. Biol. Macromol.* 170 (2021) 479-489.
- [8]. M.Y. Yousef, A.G. Hassabo, Environmentally friendly inorganic materials for anti-flammable cotton fabrics, *J. Text. Color. Polym. Sci.* 18(2) (2021) 97-110.
- [9]. M. Zayed, H. Othman, H. Ghazal, A.G. Hassabo, Psidium guajava leave extract as reducing agent for synthesis of zinc oxide nanoparticles and its application to impart multifunctional properties for cellulosic fabrics, *Biointerf. Res. Appl. Chem.* 11(5) (2021) 13535 - 13556.
- [10]. E. Abdel-Aziz, M. Bakr, M. Zayed, H. Othman, A.G. Hassabo, Microencapsulation and its application in textile wet processing: A review, *J. Text. Color. Polym. Sci.* 19(2) (2022) 189-202
- [11]. M. Daa, A.G. Hassabo, Self-cleaning properties of cellulosic fabrics (a review), *Biointerf. Res. Appl. Chem.* 12(2) (2022) 1847 - 1855.
- [12]. G.A. Elsayed, A.G. Hassabo, Insect repellent of cellulosic fabrics (a review), *Letters in Applied NanoBioScience* 11(1) (2022) 3181 - 3190.
- [13]. H. Fahmy, h. Okda, M. elrafie, A.G. Hassabo, m.a. yousef, Synthesis and application of new silicone based water repellents, *Egy. J. Chem.* 65(2) (2022) 499-507.
- [14]. D.M. Hamdy, A.G. Hassabo, Ph and temperature thermosensitive for modification of cotton fabric (a review) *Biointerf. Res. Appl. Chem.* 12(2) (2022) 2216 -2228.
- [15]. A.G. Hassabo, M. Bakr, M. Zayed, H.A. Othman, Collagen biopolymer in textile wet processing, *J. Text. Color. Polym. Sci.* 19(2) (2022) 111-124.
- [16]. A.G. Hassabo, M.M. Ragab, H.A. Othman, Ultraviolet protection of cellulosic fabric, *J. Text. Color. Polym. Sci.* 19(1) (2022) 51-61.
- [17]. A.G. Hassabo, M.T. Zayed, M. Bakr, H.A. Othman, The utilisation of gelatin biopolymer in textile wet processing, *J. Text. Color. Polym. Sci.* 19(2) (2022) 125-136.
- [18]. A.L. Mohamed, A.G. Hassabo, Core-shell titanium@silica nanoparticles impregnating in poly

- (itaconic acid)/poly (n-isopropylacrylamide) microgel for multifunctional cellulosic fabrics, *J. Polym. Res.* 29(2) (2022) Article number: 68 (1-18).
- [19]. M. Zayed, H. Ghazal, H. Othman, A.G. Hassabo, Psidium guajava leave extract for improving ultraviolet protection and antibacterial properties of cellulosic fabrics, *Biointerf. Res. Appl. Chem.* 12(3) (2022) 3811 - 3835.
- [20]. M. Zayed, H. Ghazal, H.A. Othman, A.G. Hassabo, Synthesis of different nanometals using citrus sinensis peel (orange peel) waste extraction for valuable functionalization of cotton fabric, *Chem. Pap.* 76(2) (2022) 639-660.
- [21]. E. Abd El-Aziz, M. Zayed, A.L. Mohamed, A.G. Hassabo, Enhancement of the functional performance of cotton and polyester fabrics upon treatment with polymeric materials having different functional groups in the presence of different metal nanoparticles, *Polymers* 15(14) (2023) 3047.
- [22]. N. Ahmed, A. Shahin, H. Othman, A.G. Hassabo, Neem tree extracts used in textile industries, *Egy. J. Chem.* (2024) -.
- [23]. E. El-Sayed, E. Abd El-Aziz, H. Othman, A.G. Hassabo, Azo dyes: Synthesis, classification and utilisation in textile industry, *Egy. J. Chem.* (2024) -.
- [24]. N. Khalid, H. Othman, A.G. Hassabo, Manufacturing and usage of lyocell fabric, *Egy. J. Chem.* (2024) -.
- [25]. F. Saad, M. Mosaad, H. Othman, A.G. Hassabo, Polymers and polymerization mechanisms for textile industry, *Egy. J. Chem.* (2024) -.
- [26]. S. Shaker, H. Ghazal, A.G. Hassabo, Synthesis of carbon dots and their functional impact on natural and synthetic fabrics, *Egy. J. Chem.* (2024) -.
- [27]. M. Zaied, E. Abd El-Aziz, H. Ghazal, H. Othman, A.G. Hassabo, Construction of intelligent bio-pcm matrix for cotton fabrics to improve thermal comfortability and human protection, *Egy. J. Chem.* (2024) -.
- [28]. M. Gorjanc, M. Gorenssek, P. Jovancic, M. Mozetic, Multifunctional textiles – modification by plasma, dyeing and nanoparticles, *Eco-friendly textile dyeing and finishing* 2013.
- [29]. E. El-Sayed, A.G. Hassabo, Recent advances in the application of plasma in textile finishing (a review), *J. Text. Color. Polym. Sci.* 18(1) (2021) 33-43.
- [30]. M. Singh, M. Vajpayee, L. Ledwani, Eco-friendly surface modification and nanofinishing of textile polymers to enhance functionalisation, *Nanotechnology for energy and environmental engineering* 2020, pp. 529-559.
- [31]. D.M. Hamdy, H.A. Othman, A.G. Hassabo, A recent uses of plasma in the textile printing *J. Text. Color. Polym. Sci.* 19(1) (2022) 1-10.
- [32]. E. El-Sayed, A.G. Hassabo, Recent advances in the application of plasma in textile finishing, *J. Text. Color. Polym. Sci.* 18(1) (2021) 33-43.
- [33]. A.G. Hassabo, M. Bakr, M. Zayed, H.A. Othman, Review on some fabric pretreatment via plasma to improve their printability using various types of colorants and dyes, *Materials International* (Accept 2022).
- [34]. J.N. Shah, S.R. Shah, Innovative plasma technology in textile processing: A step towards green environment, *Research Journal of Engineering Sciences* 34-39 (2013) 2278 – 9472.
- [35]. G. Buyle, Nanoscale finishing of textiles via plasma treatment, *Materials Technology* 24(1) (2013) 46-51.
- [36]. N. Zakaria, A. Shahin, H. Othman, A.G. Hassabo, Enhancing the properties of textile fabrics using plasma technology, *Egy. J. Chem.* (2024) -.
- [37]. A. Hassabo, E. El-Sayed, Recent advances in the application of plasma in textile finishing (a review), *J. Text. Color. Polym. Sci.* 0(0) (2021) 0-0.
- [38]. V. Nehra, A. Kumar, H. Dwivedi, Atmospheric non-thermal plasma sources, *International Journal of Engineering* 2(1) (2008) 53-68.
- [39]. X. Deng, A.Y. Nikiforov, T. Coenye, P. Cools, G. Aziz, R. Morent, N. De Geyter, C. Leys, Antimicrobial nanosilver non-woven polyethylene terephthalate fabric via an atmospheric pressure plasma deposition process, *Sci Rep* 5 (2015) 10138.
- [40]. A. Sparavigna, Plasma treatment advantages for textiles, *arXiv preprint* (2008).
- [41]. Jen-Shih Chang, Member, P.A.L. IEEE, a.T. Yamamoto, Corona discharge processes, *IEEE TRANSACTIONS ON PLASMA SCIENCE*, 19 (1991).
- [42]. R. Morent, N. De Geyter, J. Verschuren, K. De Clerck, P. Kiekens, C. Leys, Non-thermal plasma treatment of textiles, *Surface and Coatings Technology* 202(14) (2008) 3427-3449.
- [43]. M. Wang, M. Mao, M. Zhang, G. Wen, Q. Yang, B. Su, Q. Ren, Highly efficient treatment of textile dyeing sludge by co2 thermal plasma gasification, *Waste Manag* 90 (2019) 29-36.
- [44]. E. Gomez, D.A. Rani, C. Cheeseman, D. Deegan, M. Wise, A. Boccaccini, Thermal plasma technology for the treatment of wastes: A critical review, *Journal of hazardous materials* 161(2-3) (2009) 614-626.
- [45]. B. Kutlu, A. Cireli, Plasma technology in textile processing, *3<sup>rd</sup> indo-czech textile research conference, Czech Republic-Liberec, 2004*, pp. 1-10.
- [46]. B. Ruj, S. Ghosh, Technological aspects for thermal plasma treatment of municipal solid waste—a review, *Fuel processing technology* 126 (2014) 298-308.
- [47]. M. Perucca, Introduction to plasma and plasma technology, *Plasma Technology for Hyperfunctional Surfaces: Food, Biomedical, Textile Applications* (2010) 1-32.
- [48]. D.K. Bisoyi, A review of cold plasma treatment on textile fibre, *Trends in Textile Engineering & Fashion Technology* 7(5) (2023).
- [49]. R.R. Mather, Surface modification of textiles by plasma treatments, *Surface modification of textiles* 2009, pp. 296-317.
- [50]. S. Nema, P.B. Jhala, *Plasma technologies for textile and apparel*, CRC Press 2015.
- [51]. K. Pektaş, M. Sarıışık, G. Erkan, A. Zıylan, Uv curing: An alternative method for fixation of  $\beta$ -carotene containing microparticles substances onto cotton fabrics by acrylic binder, *J. Appl. Polym. Sci.* 139(30) (2022).
- [52]. J. Peran, S. Ercegović Ražić, Application of atmospheric pressure plasma technology for textile surface modification, *Textile Research Journal* 90(9-10) (2019) 1174-1197.
- [53]. Xinxin Wang<sup>1</sup>, Chengrong Li<sup>2</sup>, M. Lu<sup>1</sup>, a.Y. Pu<sup>1</sup>, Study on an atmospheric pressure glow discharge, *PLASMA SOURCES SCIENCE AND TECHNOLOGY* 12 (2003) 358–361.
- [54]. T. Stegmaier, A. Dinkelmann, V. Von Arnim, A. Rau, Corona and dielectric barrier discharge plasma treatment of textiles for technical applications, *Plasma technologies for textiles* (2007) 129-157.
- [55]. A. Bogaerts, E. Neyts, R. Gijbels, J. Van der Mullen, Gas discharge plasmas and their applications, *Spectrochimica Acta Part B: Atomic Spectroscopy* 57(4) (2002) 609-658.
- [56]. G. Primec, R. Zaplotnik, A. Vesel, M. Mozetic, Mechanisms involved in the modification of textiles by non-equilibrium plasma treatment, *Molecules* 27(24) (2022).
- [57]. G. Primec, Generation of neutral chemically reactive species in low-pressure plasma, *Frontiers in Physics* 10 (2022) 895264.
- [58]. R. Shishoo, *Plasma technologies for textiles*, Elsevier 2007.
- [59]. J.-P. Booth, M. Mozetič, A. Nikiforov, C. Oehr, Foundations of plasma surface functionalization of

- polymers for industrial and biological applications, *Plasma Sources Science Technology* 31(10) (2022) 103001.
- [60]. T. Dufour, From basics to frontiers: A comprehensive review of plasma-modified and plasma-synthesized polymer films, *Polymers* 15(17) (2023) 3607.
- [61]. G. Primc, R. Zaplotnik, A. Vesel, M. Mozetič, Mechanisms involved in the modification of textiles by non-equilibrium plasma treatment, *Molecules* 27(24) (2022) 9064.
- [62]. A. Haji, A.N.M.A. Haque, M. Naebe, The effect of plasma treatment on dyeing of synthetic fibers, *Innovative and emerging technologies for textile dyeing and finishing 2021*, pp. 213-233.
- [63]. M. Naebe, A.N.M.A. Haque, A. Haji, Plasma-assisted antimicrobial finishing of textiles: A review, *Engineering* 12 (2022) 145-163.
- [64]. M.R. McCoustra, R.R. Mather, Plasma modification of textiles: Understanding the mechanisms involved, *Textile Progress* 50(4) (2018) 185-229.
- [65]. A. Haji, M. Naebe, Cleaner dyeing of textiles using plasma treatment and natural dyes: A review, *Journal of Cleaner Production* 265 (2020).
- [66]. C.-w. Kan, C.-w.M. Yuen, Plasma technology in wool, *Textile Progress* 39(3) (2007) 121-187.
- [67]. M.R.S. McCoustra, R.R. Mather, Plasma modification of textiles: Understanding the mechanisms involved, *Textile Progress* 50(4) (2019) 185-229.
- [68]. S. Ratnapandian, L. Wang, S. Fergusson, M. Naebe, Effect of atmospheric plasma treatment on pad-dyeing of natural dyes on wool, (2011).
- [69]. P. Pransilp, M. Pruettipap, W. Bhanthumnavin, B. Paosawatyanong, S. Kiatkamjornwong, Surface modification of cotton fabrics by gas plasmas for color strength and adhesion by inkjet ink printing, *Appl. Surf. Sci.* 364 (2016) 208-220.
- [70]. A. Haji, A.N.M.A. Haque, M. Naebe, The effect of plasma treatment on dyeing of synthetic fibers, *Innovative Emerging Technologies for Textile Dyeing Finishing* (2021) 213-233.
- [71]. J. Wang, B. Mahltig, Treatment of kynol fiber materials—part 2: Antistatic and water-repellent functionalization, *Communications in Development Assembling of Textile Products* 3(1) (2022) 62-71.
- [72]. T. Das, A. Das, R. Alagirusamy, Testing and evaluation of functional textiles, *Functional Technical Textiles* (2023) 757-778.
- [73]. S.S. Palaskar, Adhesion studies of atmospheric pressure plasma-modified polyester fabrics with polyurethane coating, *Journal of Adhesion Science Technology* (2023) 1-17.
- [74]. M. Irfan, H. Hussain, B. Saleem, M. Saleem, S. Shukrullah, S. Legutko, J. Petru, M.Y. Naz, M. Pagac, S. Rahman, R. Khan, Evaluation of ultrasonically zno loading effect on photocatalytic self-cleaning, uv protection and antibacterial activity of plasma/citric acid-activated cotton fabric, *Nanomaterials* (Basel) 12(12) (2022).
- [75]. N.A. Ibrahim, A.A. Nada, B.M. Eid, M. Al-Moghazy, A.G. Hassabo, N.Y. Abou-Zeid, Nano-structured metal oxides: Synthesis, characterization and application for multifunctional cotton fabric, *Adv. Nat. Sci.: Nanosci. Nanotechnol.* 9(3) (2018) 035014.
- [76]. M. Zayed, H. Othman, H. Ghazal, A.G. Hassabo, A valuable observation on natural plants extracts for valuable functionalization of cotton fabric (an overview), *Egy. J. Chem.* 65(4) (2022) 499 – 524.
- [77]. E.F. Attia, T.W. Helal, L.M. Fahmy, M.A. Wahib, M.M. Saad, S. Abd El-Salam, D. Maamoun, S.A. Mahmoud, A.G. Hassabo, T.A. Khattab, Antibacterial, self-cleaning, uv protection and water repellent finishing of polyester fabric for children wheelchair, *J. Text. Color. Polym. Sci.* 20(2) (2023) 181-188.
- [78]. A.G. Hassabo, H. Elmorsy, N. Gamal, A. Sediek, F. Saad, B.M. Hegazy, H. Othman, Applications of nanotechnology in the creation of smart sportswear for enhanced sports performance: Efficiency and comfort, *J. Text. Color. Polym. Sci.* 20(1) (2023) 11-28.
- [79]. A.G. Hassabo, S. Shaker, N.A. Abd El-Salam, N.A. Mohamed, N.Z. Gouda, N. Khalid, H. Othman, Silica aerogels and their applications in textile industry, *Egy. J. Chem.* 66(12) (2023) 431 - 443.
- [80]. M. Mahmoud, N. Sherif, A.I. Fathallah, D. Maamoun, M.S. Abdelrahman, A.G. Hassabo, T.A. Khattab, Antimicrobial and self-cleaning finishing of cotton fabric using titanium dioxide nanoparticles, *J. Text. Color. Polym. Sci.* 20(2) (2023) 197-202.
- [81]. D. Tarek, A. Mohmoud, Z. Essam, R. Sayed, A. Maher, D. Maamoun, S.H. Abdel Salam, H. Mohamed, A.G. Hassabo, T.A. Khattab, Development of wrinkle free and self-cleaning finishing of cotton and polyester fabrics, *J. Text. Color. Polym. Sci.* 20(2) (2023) 175-180.
- [82]. M. Adel, M. Mohamed, M. Mourad, M. Shafik, A. Fathallah, D. Maamoun, M.S. Abdelrahman, A.G. Hassabo, T.A. Khattab, Enhancing the self-cleaning properties of polyester fabric with rtv – silicone rubber, *J. Text. Color. Polym. Sci.* 21(1) (2024) 91-95.
- [83]. S. S., S. A., S. A., A. S., D. Maamoun, A.G. Hassabo, S.A. Mahmoud, T.A. Khattab, Self-cleaning finishing of polyester fabrics using znonps, *J. Text. Color. Polym. Sci.* 21(1) (2024) 103-107.
- [84]. J. Hu, *Active coatings for smart textiles*, Woodhead Publishing 2016.
- [85]. Y.L. Lam, C.W. Kan, C.W.M. Yuen, Effect of zinc oxide on flame retardant finishing of plasma pre-treated cotton fabric, *Cellulose* 18(1) (2010) 151-165.
- [86]. H. Nguyen Thi, K. Vu Thi Hong, T. Ngo Ha, D.N. Phan, Application of plasma activation in flame-retardant treatment for cotton fabric, *Polymers* (Basel) 12(7) (2020).
- [87]. S. Shahidi, M. Ghoranneviss, B. Moazzenchi, New advances in plasma technology for textile, *J. Fusion Energy* 33(2) (2013) 97-102.
- [88]. S. Shahidi, M. Ghoranneviss, Effect of plasma pretreatment followed by nanoclay loading on flame retardant properties of cotton fabric, *J. Fusion Energy* 33 (2014) 88-95.
- [89]. A.L. Mohamed, A.G. Hassabo, Engineered carbohydrate based material/silane as a thermo and ph-sensitive nanogel containing zinc oxide nanoparticles for antibacterial textile, *International Conference on Medical Textiles and Healthcare Products (MedTex 2015)*, Department of Material and Commodity Sciences and Textile Metrology, Faculty of Material Technologies and Textile Design, Lodz University of Technology, Lodz, Poland, 2015.
- [90]. N.A. Ibrahim, A.A. Nada, A.G. Hassabo, B.M. Eid, A.M. Noor El-Deen, N.Y. Abou-Zeid, Effect of different capping agents on physicochemical and antimicrobial properties of zno nanoparticles, *Chem. Pap.* 71(7) (2017) 1365-1375.
- [91]. A.L. Mohamed, A.G. Hassabo, S. Shaarawy, A. Hebeish, Benign development of cotton with antibacterial activity and metal sorpability through introduction amino triazole moieties and agnps in cotton structure pre-treated with periodate, *Carbohydrate Polymers* 178 (2017) 251-259.
- [92]. A.L. Mohamed, A.G. Hassabo, Composite material based on pullulan/silane/zno-nps as ph, thermo-sensitive and antibacterial agent for cellulosic fabrics, *Adv. Nat. Sci.: Nanosci. Nanotechnol.* 9(4) (2018) 045005 (1-9).
- [93]. A.G. Hassabo, A.L. Mohamed, Novel flame retardant and antibacterial agent containing mgo nps, phosphorus, nitrogen and silicon units for functionalise cotton fabrics, *Biointerf. Res. Appl. Chem.* 9(5) (2019) 4272 - 4278.

- 
- [94]. A. Ehab, A. Mostafa, E. Mohamed, E. Magdi, R. Mossad, D. Maamoun, H. Khalil, H. El-Hennawy, A.G. Hassabo, T.A. Khattab, Antimicrobial and blood-repellent finishes of surgical gowns, *J. Text. Color. Polym. Sci.* 20(1) (2023) 131-135.
- [95]. A.G. Hassabo, S. Ebrahim, H.A. Othman, M.M. Mosaad, Using pectin to enhance the dyeability performance and antimicrobial activity using different dyes on modified proteinic and synthetic fabrics, *Biointerf. Res. Appl. Chem.* 13(5) (2023) [BRIAC135.467](#).