



5-amino-3-(cyanomethyl)-1H-pyrazole-4-carbonitrile as Precursor for synthesis of some novel pyrazolo[1,5-a]pyrimidine derivatives

Mohamed I.H. El-Qalief*, Sayed A. S. Mousa, Hamdi M. D. Nasr, Esam A. Ishak

Department of Chemistry, Faculty of Science, Al-Azhar University at assiut, 71524, Assiut, Egypt



Abstract

New pyrazolo[1,5-a]pyrimidine-3-carbonitrile **5** was obtained by reaction of 5-amino-3-cyanomethyl-1H-pyrazole-4-carbonitrile **3** with enamine of acetylacetone **2**. Coupling of compound **5** with aryldiazonium chloride **6a-c** afforded pyrimido[1',2':1,5]pyrazolo[3,4-d]pyridazine derivatives **8**. Also, condensation of compound **5** with aromatic aldehydes **9a-c** gives the corresponding arylidene derivatives **10**. stirring of compound **5** with phenyl isothiocyanate in presence of potassium hydroxide, followed by addition of phencyl bromide derivatives **13a-c** or chloroacetonitrile **18** afforded (thiophen-3-yl)-7-methylpyrazolo[1,5-a]pyrimidine-3-carbonitrile **16a-c** and **20** which cyclized by refluxing in ethanolic sodium ethoxide solution to afforded thieno[3",4":5',6']pyrido [4',3':3,4]pyrazolo[1,5-a]pyrimidine derivatives **17a-c** and **21**.

Keywords: pyrazolo, pyrimidine, arylidene, phencyl bromide.

1. Introduction

Pyrazolo[1,5-a]pyrimidine derivatives are an important group of heterocyclic compounds with pharmacological and biological activities, such as the antibacterial [1], antiviral [2], cytotoxic [3], antidepressant [4], antihypertensive [5], analgesic [6], Antitumour [7] and antimicrobial activity [8-11]. The pyrazolo [1,5-a]pyrimidines as bicyclic heterocycles have an important synthetic value in preparing drugs with anticancer activities [12-19]. Pyrazolo[1,5-a]pyrimidine analogs have been extensively studied as kinase inhibitors [20-25]. The most common methods for synthesizing pyrazolo[1,5-a]pyrimidine derivatives are cyclocondensations of 5-aminopyrazoles with bifunctional reagents [26-29]. Consequently, synthetic methodologies for novel pyrazolo[1,5-a]pyrimidine derivatives are of particular interest to organic and medicinal chemists. In our study we reported a convenient methods for the synthesis of some new pyrazolo[1,5-a]pyrimidine derivatives with expected biological activity.

2. Experimental

All analyses were done at the faculty of Science, Sohag University, Sohag (Egypt). IR spectra

(KBr) were recorded on FTIR 5300 spectrometer (ν , cm^{-1}). The ^1H NMR and ^{13}C NMR spectra were recorded in $\text{DMSO}-d_6$ at 400MHz on a Varian Gemini NMR spectrometer (δ , ppm) using TMS as an internal standard.

2.1 Synthesis of 6-acetyl-2-(cyanomethyl)-7-methyl pyrazolo[1,5-a]pyrimidine-3-carbonitrile (**5**)

A mixture of acetylacetone (**1**) (0.01mol) with *N,N*-dimethylformamide dimethyl acetal (DMFDMA) (1.32 ml, 0.01 mol) was stirred at room temperature for 24 h. Then was added 5-amino-3-(cyanomethyl)-1H-pyrazole-4-carbonitrile (**3**) (1.47g, 0.01mol) in glacial acetic acid. The mixture was heated under reflux for 4 h, then allowed to cool. The solid product was collected and recrystallized from ethanol as brown crystals. Yield: (1.85g, 77.41%), m.p. 218-220 °C; IR (KBr, cm^{-1}): 3075 (CH-aromatic), 2928 (CH-aliphatic), 2230 ($\text{C}\equiv\text{N}$) and 1688 ($\text{C}=\text{O}$); ^1H NMR ($\text{DMSO}-d_6$, 400MHz): 2.6 (s, 3H, CH_3), 3.05(s, 3H, CH_3CO), 4.5(s, 2H, CH_2) and 8.94 ppm (s, 1H, H-pyrimidine); ^{13}C NMR ($\text{DMSO}-d_6$, 100MHz): 16.22, 19.23, 28.52, 81.85, 114.2, 117.05, 126.1, 148.32, 150.21, 151.4, 158.06 and 197.42 ppm; Anal. Calcd. For $\text{C}_{12}\text{H}_9\text{N}_5\text{O}$: C, 60.25;

*Corresponding author e-mail: mohamedahmed.136@azhar.edu.eg; (Mohamed I. H. El-Qalief).

Receive Date: 02 March 2022; Revise Date: 11 March 2022; Accept Date: 24 March 2022.

DOI: [10.21608/EJCHEM.2022.124950.5560](https://doi.org/10.21608/EJCHEM.2022.124950.5560).

©2022 National Information and Documentation Center (NIDOC).

H, 3.79; N, 29.27. Found: C, 60.08; H, 3.54; N, 29.12.

2.2. General Procedure for Synthesis of pyrimido [1',2':1,5]pyrazolo[3,4-d]pyridazine derivatives (8a-c).

A solution of compound (5) (0.01mol) in ethanol (30 ml) containing sodium acetate (2gm) was cooled to 0°C, was stirred, and treated gradually with cooled solution of aryl diazonium chloride (6a-c). The solid product so formed was collected and recrystallized from ethanol.

2.2.1. 3-Acetyl-10-imino-4-methyl-9-phenyl-9,10-dihydropyrimido[1',2':1,5]pyrazolo[3,4-d]pyridazine-7-carbonitrile (8a).

As yellow brown crystals Yield: (2.4g, 69.9 %), m.p. 280-282 °C; IR (KBr, cm⁻¹): 3333 (NH), 3053 (CH-aromatic), 2924 (CH-aliphatic), 2222 (C≡N) and 1698 (C=O); ¹HNMR (DMSO-d₆, 400MHz): 2.38(s, 3H, CH₃), 2.81(s, 3H, CH₃CO), 7.25- 7.83(m, 5H,H-Aromatic), 8.69 (s, 1H, H-pyrimidine) and 11.63 ppm (s, 1H, D₂O exchange NH); ¹³CNMR (DMSO-d₆, 100MHz): 15.12, 26.45, 90.78, 112.35, 125.18, 124.08, 126.24, 127.85, 131.20, 135.60, 140.49, 147.24, 148.92, 150.21, 152.29 and 197.12 ppm; Anal. Calcd. For C₁₈H₁₃N₇O: C, 62.97; H, 3.82; N, 28.56. Found: C, 62.74; H, 3.69; N, 28.38.

2.2.2. 3-Acetyl-10-imino-4-methyl-9-(p-tolyl)-9,10-dihydropyrimido[1',2':1,5]pyrazolo[3,4-d]pyridazine-7-carbonitrile (8b).

As reddish-brown crystals Yield: (2.8g, 75 %), m.p.= 265-267 °C; IR (KBr, cm⁻¹): 3382 (NH), 3034 (CH-aromatic), 2914 (CH-aliphatic), 2227 (C≡N) and 1703 (C=O); ¹HNMR (DMSO-d₆, 400MHz): 2.28, 2.56(2s, 6H, 2CH₃), 2.94(s, 3H, CH₃CO), 7.38, 7.65(2d, 4H, H-Aromatic), 8.76 (s, 1H, H-pyrimidine) and 11.45 ppm (s, 1H, D₂O exchange NH); Anal. Calcd. For C₁₉H₁₅N₇O: C, 63.86; H, 4.23; N, 27.44. Found: C, 63.64; H, 4.15; N, 27.29

2.2.3. 3-acetyl-10-imino-9-(4-methoxyphenyl)-4-methyl-9,10-dihydropyrimido[1',2':1,5] pyrazolo[3,4-d]pyridazine-7-carbonitrile (8c).

As brown crystals Yield: (2.6g, 72.8 %), m.p. over 300 °C; IR (KBr, cm⁻¹): 3343 (NH), 3018 (CH-aromatic), 2894 (CH-aliphatic), 2211 (C≡N) and 1700 (C=O); ¹HNMR (DMSO-d₆, 400MHz): 2.45(s, 3H, CH₃), 2.92(s, 3H, CH₃CO), 3.84 (s, 3H, OCH₃), 7.18, 7.42(2d, 4H, H-Aromatic), 8.72 (s, 1H, H-pyrimidine) and 12.03 ppm (s, 1H, D₂O exchange NH); Anal. Calcd. For C₁₉H₁₅N₇O₂: C, 61.12; H, 4.05; N, 26.26. Found: C, 60.88; H, 3.92; N, 26.08.

2.3. General Procedure for synthesis of arylidene derivatives (10a-c).

A mixture of compound (5) (2.39g, 0.01mol) with aromatic aldehydes (9a-c) (0.01mol) in 30ml ethanol, 0.5ml triethylamine was heated under reflux for 4 h then allowed to cool. products were collected by filtration and recrystallized from ethanol.

2.3.1. 6-Acetyl-2-(1-cyano-2-phenyl-vinyl)-7-methyl pyrazolo[1,5-a]pyrimidine-3-carbonitrile (10a).

As yellow crystals Yield: (2.5g, 76.4 %), m.p.= 254-256 °C; IR (KBr, cm⁻¹): 3015 (CH-aromatic), 2928 (CH-aliphatic), 2189 (C≡N) and 1689 (C=O); ¹HNMR (DMSO-d₆, 400MHz): 2.54(s, 3H, CH₃), 2.82(s, 3H, CH₃CO), 7.31-7.57(m, 5H,H-Aromatic), 8.02(s, 1H, CH) and 8.58 ppm (s, 1H, H-pyrimidine); Anal. Calcd. For C₁₉H₁₃N₅O: C, 69.71; H, 4.00; N, 21.39. Found: C, 69.57; H, 3.85; N, 21.17.

2.3.2 6-Acetyl-2-(1-cyano-2-(p-tolyl)vinyl)-7-methyl pyrazolo[1,5-a]pyrimidine-3-carbonitrile (10b).

As orange crystals Yield: (2.4g, 70.38 %), m.p.= 262-264 °C; IR (KBr, cm⁻¹): 2213 (C≡N) and 1695 (C=O); ¹HNMR (DMSO-d₆, 400MHz): 2.39, 2.62(2s, 6H, 2CH₃), 2.96(s, 3H, CH₃CO), 7.15, 7.67(2d, 4H,H-Aromatic), 8.12(s, 1H, CH) and 8.82 ppm (s, 1H, H-pyrimidine); ¹³CNMR (DMSO-d₆, 100MHz): 15.85, 21.12, 29.56, 78.87, 105.56, 114.25, 116.13, 124.85, 128.32, 130.14, 130.85, 139.36, 146.52, 147.13, 148.94, 151.24, 153.18 and 197.24 ppm; Anal. Calcd. For C₂₀H₁₅N₅O: C, 70.37; H, 4.43; N, 20.52. Found: C, 70.15; H, 4.28; N, 20.39.

2.3.3. 6-Acetyl-2-(1-cyano-2-(4-(dimethylamino) phenyl)vinyl)-7-methylpyrazolo[1,5-a]pyrimidine-3-carbonitrile (10c).

As orange-red crystals Yield: (2.7g, 79.1 %), m.p.= 280-282 °C; IR (KBr, cm⁻¹): 3065 (CH-aromatic), 2921 (CH-aliphatic), 2221 (C≡N) and 1701 (C=O); ¹HNMR (DMSO-d₆, 400MHz): 2.45(s, 3H, CH₃), 2.72(s, 3H, CH₃CO), 3.16(s, 6H, N(CH₃)₂), 7.03, 7.77(2d, 4H,H-Aromatic), 8.05(s, 1H, CH) and 8.93 ppm (s, 1H, H-pyrimidine); Anal. Calcd. For C₂₁H₁₈N₆O: C, 68.09; H, 4.90; N, 22.69. Found: C, 67.94; H, 4.78; N, 22.49.

2.4. General Procedure for Synthesis of (thiophen-3-yl)-7-methylpyrazolo[1,5-a]pyrimidine-3-carbonitrile (16a-c).

A mixture of compound (5) (2.39g, 0.01mol) with potassium hydroxide (0.01mol) in dimethyl-formamide (15 ml) was stirred at room temperature. for 1 h, then phenyl isothiocyanate (0.01 mol) was adding to the resulting mixture with

continued stirring for 3 h followed by add phenacyl bromide derivatives (**13a-c**) (0.01 mol) with stirring for 4h. The mixture poured onto water and ice. The solid formed was filtered off, washed with water, and recrystallized from ethanol/DMF (3:1) mixture.

2.4.1. 6-Acetyl-2-(4-amino-5-benzoyl-2-(phenylamino)thiophen-3-yl)-7-methylpyrazolo[1,5-a]pyrimidine-3-carbonitrile (16a).

As brownish crystals Yield: (3.2g, 65 %), m.p = 282-284°C; IR (KBr, cm⁻¹): 3412, 3332 (NH₂, NH), 2227 (C≡N) and 1698, 1682 (C=O); ¹HNMR (DMSO-*d*₆, 400MHz): 2.52(s, 3H, CH₃), 2.88(s, 3H, CH₃CO), 6.45(s, 2H, D₂O exchange NH₂), 6.95-7.74(m, 10H, H-Aromatic), 9.08 (s, 1H, H-pyrimidine) and 11.52 ppm (s, 1H, D₂O exchange NH); Anal. Calcd. For C₂₇H₂₀N₆O₂S: C, 65.84; H, 4.09; N, 17.06. Found: C, 65.72; H, 3.94; N, 16.93.

2.4.2. 6-Acetyl-2-(4-amino-5-(4-methylbenzoyl)-2-(phenylamino)thiophen-3-yl)-7-methylpyrazolo[1,5-a]pyrimidine-3-carbonitrile (16b).

As brown crystals Yield: (3.5g, 69.1 %), m.p =290-292°C; IR (KBr, cm⁻¹): 3416, 3343 (NH₂, NH), 2222 (C≡N) and 1697, 1687 (C=O); ¹HNMR (DMSO-*d*₆, 400MHz): 2.34, 2.55(2s, 6H, 2CH₃), 2.85(s, 3H, CH₃CO), 6.48(s, 2H, D₂O exchange NH₂), 6.94-7.62(m, 9H, H-Aromatic), 8.96 (s, 1H, H-pyrimidine) and 10.86 ppm (s, 1H, D₂O exchange NH); Anal. Calcd. For C₂₈H₂₂N₆O₂S: C, 66.39; H, 4.38; N, 16.59. Found: C, 66.23; H, 4.19; N, 16.42.

2.4.3 6-Acetyl-2-(4-amino-5-(4-methoxy benzoyl)-2-(phenylamino)thiophen-3-yl)-7-methylpyrazolo[1,5-a]pyrimidine-3-carbonitrile (16c).

As deep brown crystals Yield, 67 %, m.p over 300°C; IR (KBr, cm⁻¹): 3398, 3314 (NH₂, NH), 2212 (C≡N) and 1692, 1680 (C=O); ¹HNMR (DMSO-*d*₆, 400MHz): 2.57(s, 3H, CH₃), 2.96(s, 3H, CH₃CO), 3.9(s, 3H, OCH₃), 6.60(s, 2H, D₂O exchange NH₂), 7.03-7.82(m, 9H, H-Aromatic), 8.88 (s, 1H, H-pyrimidine) and 11.24 ppm (s, 1H, D₂O exchange NH); ¹³CNMR (DMSO-*d*₆, 100MHz): 16.27, 28.15, 56.43, 81.62, 99.85, 110.95, 113.16, 115.23, 120.24, 123.87, 126.12, 129.74, 130.88, 133.42, 139.47, 148.28, 150.64, 151.41, 152.18, 157.26, 163.84, 167.25, 190.27 and 197.64 ppm; Anal. Calcd. For C₂₈H₂₂N₆O₃S: C, 64.35; H, 4.24; N, 16.08; Found: C, 64.21; H, 4.13; N, 15.89.

2.5. General Procedure for Synthesis of thieno [3'',4'':5',6']pyrido[4',3':3,4]pyrazolo[1,5-a]pyrimidine derivatives (17a-c).

Compounds (**16a-c**) (0.01mol) were refluxed in sodium ethoxide solution for 4 h and then cooled. The solid so formed was filtered off and recrystallized from DMF.

2.5.1. 1-(5-Amino-3-benzoyl-9-methyl-1-(phenylamino)thieno[3'',4'':5',6']pyrido[4',3':3,4]pyrazolo[1,5-a]pyrimidin-8-yl)ethan-1-one (17a).

As red brown crystals Yield, (3.3g, 67 %), m.p over 300°C; IR (KBr, cm⁻¹): 3375, 3295 (NH₂, NH) and 1696, 1668 (2C=O); ¹HNMR (DMSO-*d*₆, 400MHz): 2.43(s, 3H, CH₃), 2.75(s, 3H, CH₃CO), 7.12-8.07(m, 12H, H-Aromatic+NH₂), 9.10 (s, 1H, H-pyrimidine) and 11.75 ppm (s, 1H, D₂O exchange NH); Anal. Calcd. For C₂₇H₂₀N₆O₂S: C, 65.84; H, 4.09; N, 17.06; Found: C, 65.69; H, 3.92; N, 16.98.

2.5.2. 1-(5-Amino-9-methyl-3-(4-methyl benzoyl)-1-(phenylamino)thieno[3'',4'':5',6']pyrido[4',3':3,4]pyrazolo[1,5-a]pyrimidin-8-yl)ethan-1-one (17b).

As brown crystals Yield, (3.6g, 71.14) %, m.p over 300°C; IR (KBr, cm⁻¹): 3354, 3286 (NH₂, NH) and 1701, 1672 (2C=O); ¹HNMR (DMSO-*d*₆, 400MHz): 2.42, 2.65(2s, 6H, 2CH₃), 2.8(s, 3H, CH₃CO), 7.25-8.13(m, 11H, H-Aromatic+NH₂), 8.85 (s, 1H, H-pyrimidine) and 11.26 ppm (s, 1H, D₂O exchange NH); Anal. Calcd. For C₂₈H₂₂N₆O₂S: C, 66.39; H, 4.38; N, 16.59; Found: C, 66.29; H, 4.23; N, 16.36.

2.5.3. 1-(5-Amino-3-(4-methoxybenzoyl)-9-methyl-1-(phenylamino)thieno[3'',4'':5',6']pyrido[4',3':3,4]pyrazolo[1,5-a]pyrimidin-8-yl)ethan-1-one (17c).

As brown crystals Yield, (3.5g, 67.05 %), m.p over 300°C; IR (KBr, cm⁻¹): 3362, 3293 (NH₂, NH) and 1688, 1667 (2C=O); ¹HNMR (DMSO-*d*₆, 400MHz): 2.56(s, 3H, CH₃), 2.86(s, 3H, CH₃CO), 3.85(s, 3H, OCH₃), 7.05-7.93(m, 11H, H-Aromatic+NH₂), 8.92 (s, 1H, H-pyrimidine) and 10.95 ppm (s, 1H, D₂O exchange NH); Anal. Calcd. For C₂₈H₂₂N₆O₃S: C, 64.35; H, 4.24; N, 16.08; Found: C, 64.23; H, 4.12; N, 15.89.

2.6. 6-Acetyl-2-(4-amino-5-cyano-2-(phenylamino)thiophen-3-yl)-7-methylpyrazolo[1,5-a]pyrimidine-3-carbonitrile (20).

A mixture of compound (**5**) (2.39g, 0.01mol) with potassium hydroxide (0.01mol) in dimethylformamide (15 ml) was stirred at r. t. for 1 h, phenyl isothiocyanate (0.01mol) was added to the resulting mixture with continued stirring for 3 h, then chloroacetonitrile was added (**18**) (0.01mol) with continue stirring for 6h more. The mixture poured onto ice water. The solid product was filtered off, washed with water, and recrystallized from ethanol/DMF (3:1) mixture to afford brown crystals, yield, (2.8g, 68%), m.p. = 288-290 °C; IR (KBr, cm⁻¹): 3374, 3268 (NH₂, NH), 2230, 2207 (2C≡N) and 1697 (C=O); ¹HNMR (DMSO-*d*₆, 400MHz): 2.58(s, 3H, CH₃), 2.82(s, 3H, CH₃CO), 6.42(s, 2H, D₂O exchange NH₂), 7.23-7.78(m, 5H, H-Aromatic), 8.74 (s, 1H, H-pyrimidine) and 11.32 ppm (s, 1H, D₂O

exchange NH); ^{13}C NMR (DMSO- d_6 , 100MHz): 15.21, 27.92, 82.11, 95.88, 109.12, 115.54, 116.1, 121.75, 122.52, 127.26, 128.95, 139.71, 149.05, 150.18, 150.55, 151.55, 151.32, 154.14, 165.92 and 198.65 ppm; Anal. Calcd. For $\text{C}_{21}\text{H}_{15}\text{N}_7\text{OS}$: C, 61.01; H, 3.66; N, 23.71; Found: C, 60.92; H, 3.58; N, 23.63.

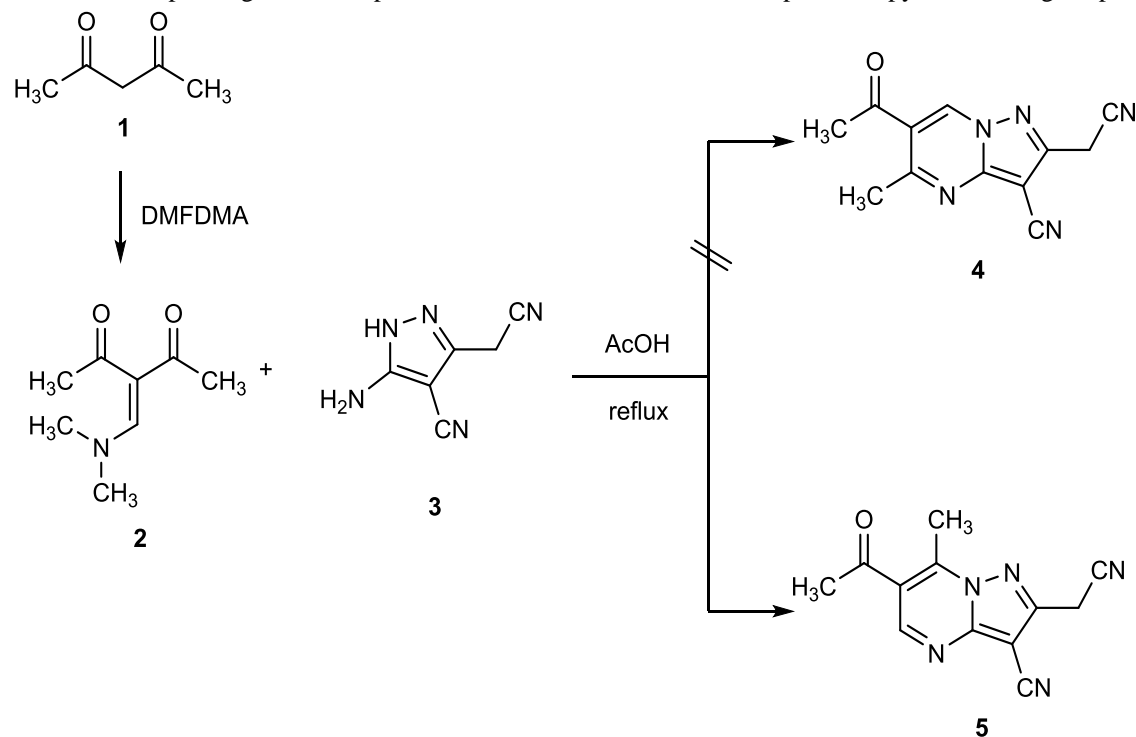
2.7. 8-Acetyl-5-amino-9-methyl-1-(phenylamino)thieno[3'',4'':5',6']pyrido[4',3':3,4]pyrazolo[1,5-a]pyrimidine-3-carbonitrile (**21**).

Compounds (**20**) (0.01mol) was refluxed in sodium ethoxide solution for 4 h. then cooled. The solid so formed was filtered off and recrystallized

3. Results and Discussion

Refluxing of 5-amino-3-cyanomethyl-1*H*-pyrazole-4-carbonitrile (**3**) with 3-((dimethylamino) methylene)pentane-2,4-dione (**2**) in glacial acetic acid may be afforded 6-acetyl-2-(cyanomethyl)-5-methylpyrazolo [1,5-*a*]pyrimidine-3-carbonitrile (**4**) or 6-acetyl-2-(cyanomethyl)-7-methylpyrazolo [1,5-*a*]pyrimidine-3-carbonitrile (**5**) (Scheme 1). The isolated compound is isomer 5 depending on nucleophilic attack of the

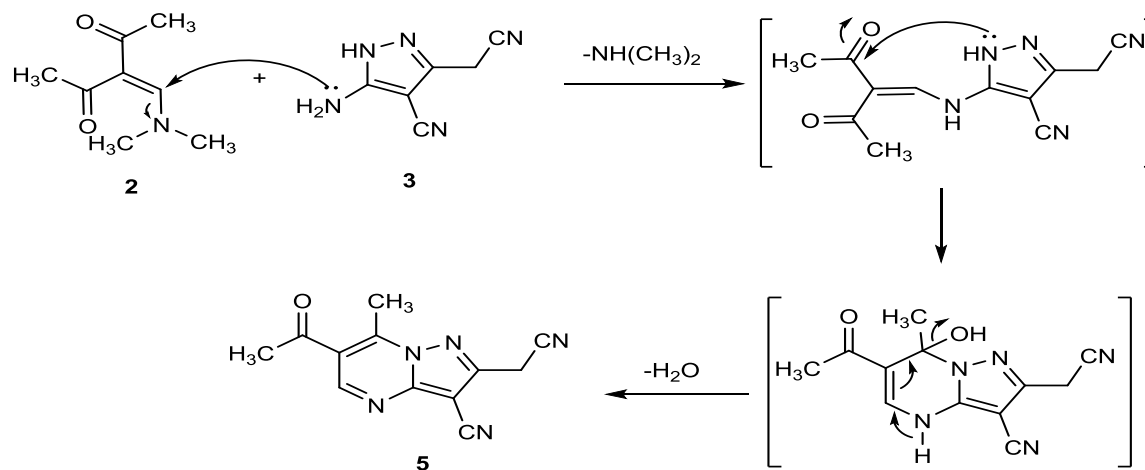
from DMF as deep brown crystals, yield, 72%, m.p. over 300°C; IR (KBr, cm^{-1}): 3366, 3259 (NH_2 , NH), 2212 ($\text{C}\equiv\text{N}$) and 1687 ($\text{C}=\text{O}$); ^1H NMR (DMSO- d_6 , 400MHz): 2.63(s, 3H, CH_3), 2.72(s, 3H, CH_3CO), 7.15-7.92(m, 7H, H-Aromatic+ NH_2), 8.89 (s, 1H, H-pyrimidine) and 11.52 ppm (s, 1H, D_2O exchange NH); ^{13}C NMR (DMSO- d_6 , 100MHz): 15.32, 27.17, 91.11, 93.27, 103.1, 112.72, 121.55, 123.56, 128.61, 130.8, 138.77, 145.07, 147.63, 148.21, 148.77, 155.32, 161.79, 162.87 and 197.17 ppm.; Anal. Calcd. For $\text{C}_{21}\text{H}_{15}\text{N}_7\text{OS}$: C, 61.01; H, 3.66; N, 23.71; Found: C, 60.65; H, 3.52; N, 23.59.



Scheme 1; synthesis of 6-acetyl-2-(cyanomethyl)-7-methylpyrazolo[1,5-*a*]pyrimidine-3-carbonitrile (**5**).

The formation of compound (**5**) can be explained by the reaction pathway depicted in (Scheme 2). The formation of (**5**) is assumed to proceed *via* the *Michael* addition of the exocyclic amino group in the

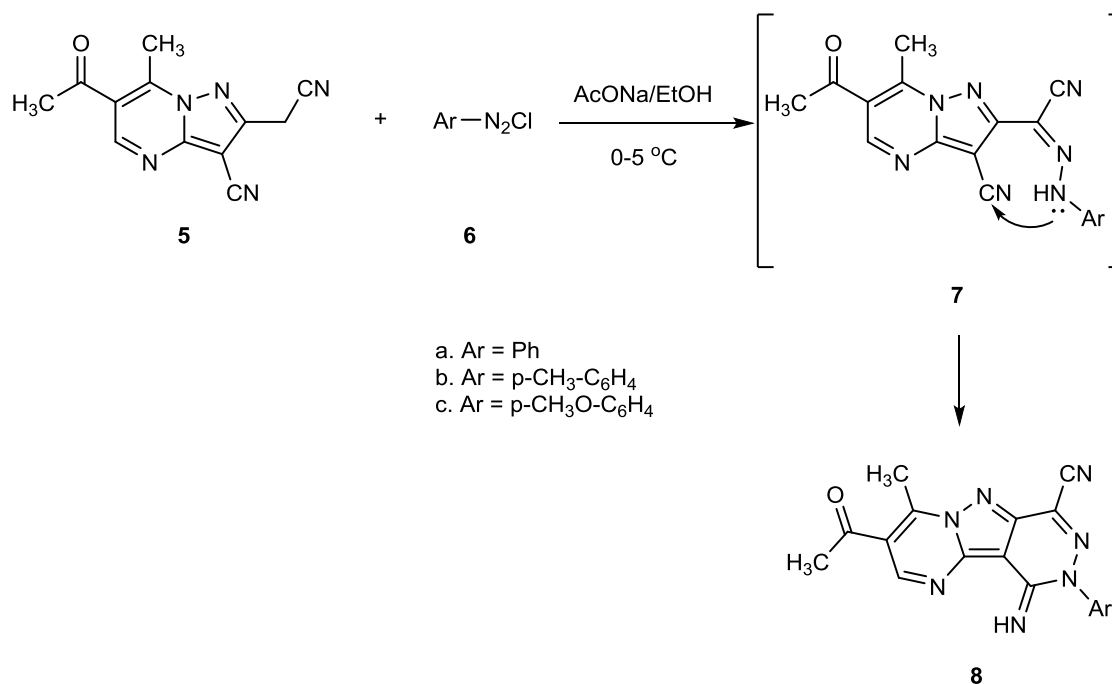
aminopyrazole (**3**) to enamine (**2**) and elimination of $\text{NH}(\text{CH}_3)_2$ followed by elimination of water molecule.



Scheme 2; mechanism reaction of formation of compound (**5**).

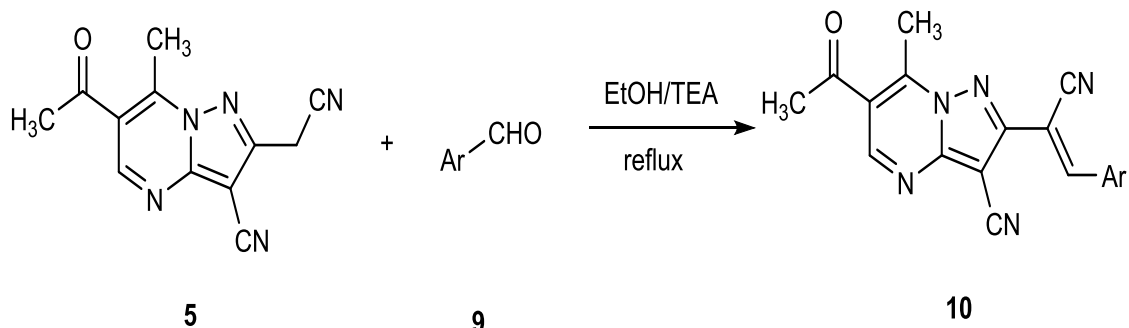
On the other hand, compounds (**5**) was coupled with aromatic diazonium chloride (**6a-c**) to afford of pyrimido[1',2':1,5]pyrazolo[3,4-d]pyridazine derivatives **8a-c**, *via* intramolecular cyclization of (**7a-c**) through nucleophilic addition of the imino group to cyano group (scheme 3). Their elemental

analyses and spectral data confirmed the structure of compounds (**8a-c**); where IR spectra showed the appearance of a new band about 3300 cm^{-1} for NH group and $^1\text{H NMR}$ spectra showed the appearance of D_2O exchangeable signal δ_{H} 11-12 ppm for NH group.



Scheme 3; synthesis of pyrimido[1',2':1,5]pyrazolo[3,4-d]pyridazine derivatives (**8a-c**).

Condensation of compounds (**5**) with various aromatic aldehydes (**9a-c**) in ethanol containing triethylamine afforded the corresponding arylidene derivatives (**10a-c**) (Scheme 4). Their elemental analyses and spectral data established the structures



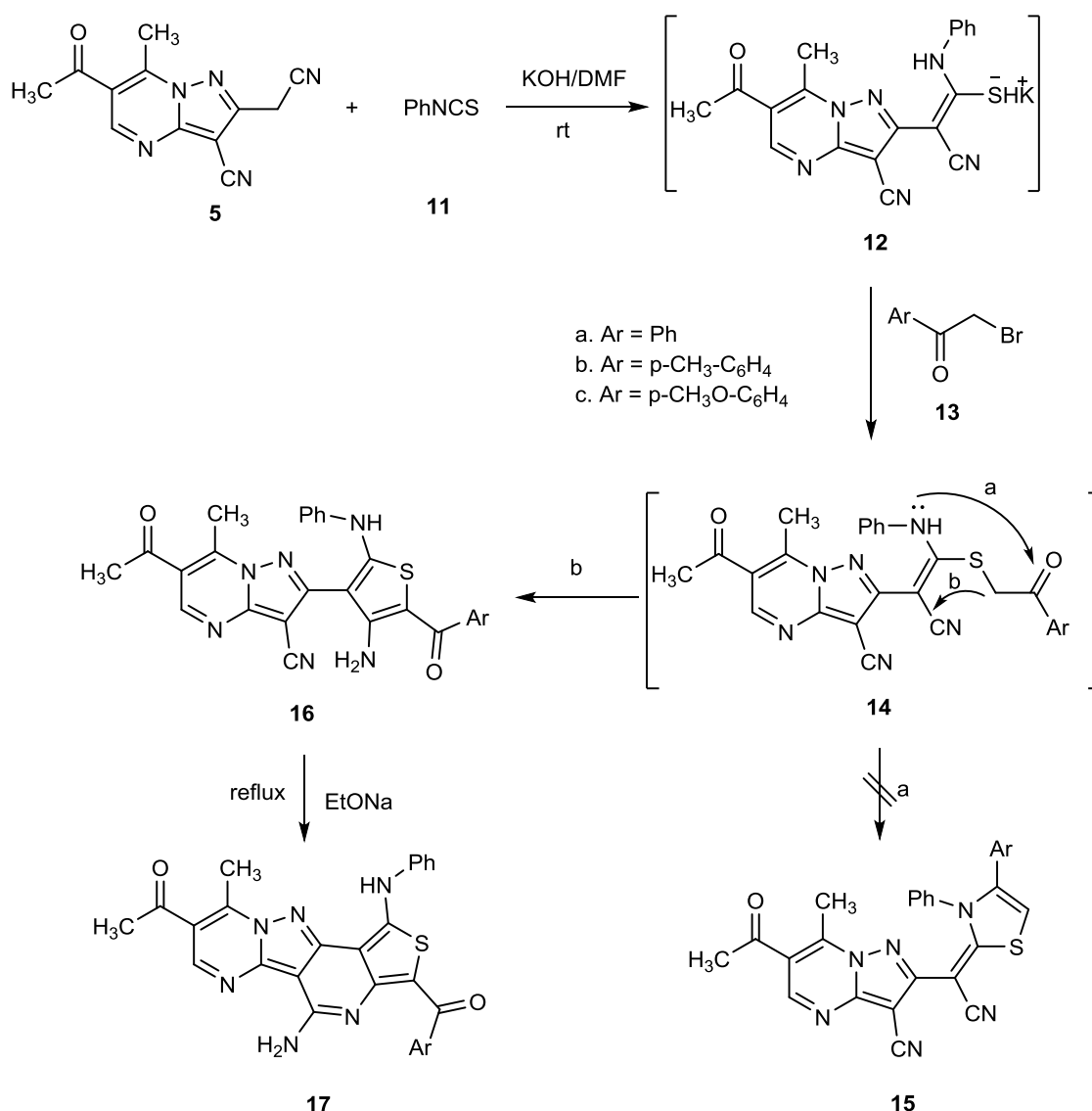
- a. Ar = Ph
- b. Ar = p-CH₃-C₆H₄
- c. Ar = p-(CH₃)₂N-C₆H₄

Scheme 4; synthesis of arylidene derivatives 10a-c.

Compound (**5**) reacted with phenylisothiocyanate in (DMF) in the presence of potassium hydroxide, followed by the addition of phenacyl bromide derivatives (**13a-c**) at room temperature, to afford thiophene derivatives (**16a-c**) (passway b) rather than the expected thiazole derivatives (**15a-c**) (passway a) through intermediate (**14a-c**). The structure of compounds (**16a-c**) was confirmed based on their elemental analyses and spectral data. Whereas IR spectra of compounds (**16a-c**) showed the appearance of bands indicated the presence of NH₂ and NH groups. For example, IR spectrum of compound (**16a**) showed bands at 3412, 3332 for NH₂ and NH groups beside absorption bands at 2227, 1698, 1682

for cyano and two carbonyl groups, respectively. Also, ¹H NMR of compound (**16a**) showed the appearance of D₂O exchangeable signals for amino and imino groups and multiplet signals at 6.95 - 7.74 ppm for aromatic protons.

Also, we can confirmed the structure of compounds (**16a-c**) chemically by refluxing them in ethanolic sodium ethoxide solution to afforded thieno [3'',4'':5',6']pyrido[4',3':3,4]pyrazolo[1,5-a]pyrimidine derivatives (**17a-c**). The structures of isolated compounds were confirmed by spectral analyses. Where IR spectra of compounds (**17a-c**) showed disappearance of cyano groups (scheme 5).

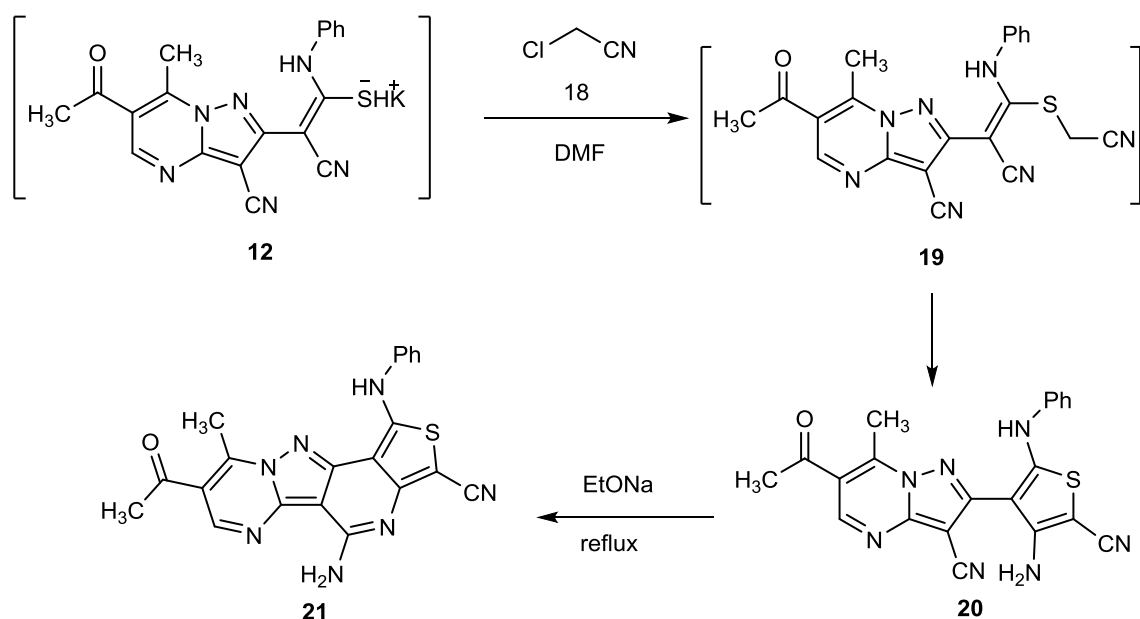


Scheme 5; synthesis of (thiophen-3-yl)-7-methylpyrazolo[1,5-a]pyrimidine-3-carbonitrile (**16a-c**) and thieno[3',4'':5',6']pyrido [4',3':3,4]pyrazolo[1,5-a]pyrimidine derivatives (**17a-c**).

In the same manner, the reaction of the non-isolable potassium salt of pyrazolo[1,5-a]pyrimidine (**12**) with chloroacetonitrile (**18**) in DMF at room temperature, afforded 6-acetyl-2-(4-amino-5-cyano-2-(phenylamino)thiophen-3-yl)-7-methylpyrazolo[1,5-a]pyrimidine-3-carbonitrile (**20**) (scheme 6). The IR spectrum of compound (**20**) showed absorption bands for amino and imino groups and two cyano groups. ¹H NMR showed the appearance of D₂O exchangeable signals at 6.42 and 11.32 ppm for amino and imino groups and multiplet signals at 7.23-7.78 ppm for aromatic protons.

Finally, refluxing of compound (**20**) in ethanolic sodium ethoxide solution afforded 8-acetyl-5-amino-

9-methyl-1-(phenylamino)thieno[3'',4'':5',6']pyrido [4',3':3,4]pyrazolo[1,5-a]pyrimidine-3-carbonitrile (**21**) (scheme 6). The structure of compound (**21**) was established by spectroscopic tools as well as elemental analyses data. IR spectrum of compound (**21**) showed appearance of absorption bands at 3366, 3259, 2212, and 1687 for NH₂, NH, C≡N, and carbonyl groups, respectively. Also, ¹H NMR of compound (**21**) showed singlet signals at 2.63, 2.72, 8.89, and 11.52 ppm for CH₃, CH₃CO, proton of pyrimidine, and NH groups, respectively, and multiplet signals at 7.15-7.92 ppm for NH₂ and aromatic protons.



Scheme 6; synthesis of (thiophen-3-yl)-7-methylpyrazolo[1,5-a]pyrimidine (**20**) and thieno[3',4':5',6']pyrido [4,3':3,4]pyrazolo[1,5-a]pyrimidine (**21**).

4. Conclusion

In this work, new pyrazolo[1,5-a]pyrimidine-3-carbonitrile has been synthesized and used for synthesis of new fused pyrazolo[1,5-a]pyrimidine derivatives by coupling with aryldiazonium chloride to afforded pyrimido[1',2':1,5]pyrazolo[3,4-d]pyridazine derivatives. Condensation with aromatic aldehydes gives the corresponding arylidenes and reaction with phenyl isothiocyanate and halogenated compounds to afforded thiophen-3-yl)-7-methyl pyrazolo[1,5-a]pyrimidine-3-carbonitrile and thieno [3',4':5',6']pyrido[4,3':3,4]pyrazolo[1,5-a]pyrimidine derivatives.

5. Acknowledgment

The authors would like to thank Associate Professor Gomaa A.M. Ali for his revision and English editing of this manuscript.

6. References

1. He L-L, Qi Q, Wang X, Li Y, Zhu Y, Wang X-F, et al. Synthesis of two novel pyrazolo [1, 5-a] pyrimidine compounds with antibacterial activity and biophysical insights into their interactions with plasma protein. *Bioorg Chem.* **99**: 103833 (2020).
2. Sun L, Gao P, Zhan P, Liu X. Pyrazolo [1, 5-a] pyrimidine-based macrocycles as novel HIV-1 inhibitors: a patent evaluation of WO2015123182. *Expert Opin Ther Pat.* **26**(9): 979–986 (2016).
3. Al-Adiwish WM, Tahir MIM, Siti-Noor-Adnalizawati A, Hashim SF, Ibrahim N, Yaacob WA. Synthesis, antibacterial activity and cytotoxicity of new fused pyrazolo [1, 5-a] pyrimidine and pyrazolo [5, 1-c][1, 2, 4] triazine derivatives from new 5-aminopyrazoles. *Eur J Med Chem.* **64**: 464–476 (2013).
4. Gregg BT, Tymoshenko DO, Razzano DA, Johnson MR. Pyrazolo [1, 5-a] pyrimidines. Identification of the privileged structure and combinatorial synthesis of 3-(hetero) arylpyrazolo [1, 5-a] pyrimidine-6-carboxamides. *J Comb Chem.* **9**(3): 507–512 (2007).
5. El-Feky SA, Abd ZK el-S. Synthesis and antihypertensive activity of novel 1-(4-benzyl-1-phthalazinyl)-pyrazolo [3, 4-d] pyrimidines. *Pharmazie.* **51**(8): 540–543 (1996).
6. Raj KKV, Narayana B, Ashalatha B V, Kumari NS. New thiazoles containing pyrazolopyrimidine moiety as possible analgesic agents. *J Pharmacol Toxicol.* **1**(6): 559–565 (2006).
7. Arias-Gómez A, Godoy A, Portilla J. Functional pyrazolo[1,5-a]pyrimidines: Current approaches in synthetic transformations and uses as an antitumor scaffold. *Molecules.* **26**(9): 1–35 (2021).
8. Amin MA, Ismail MM, El-Helby A-G,

- Bauomy AH, El-Morsy AM. Synthesis and Preliminary Pharmacological Study of Some New Derivatives of 1-Phenyl-4-oxo (1H)-pyrazolo-[3, 4-d] pyrimidine Derivatives. *Alex J Pharm Sci.* **17**(1): 1–10 (2003).
9. Fahim AM, Farag AM. Synthesis, antimicrobial evaluation, molecular docking and theoretical calculations of novel pyrazolo [1, 5-a] pyrimidine derivatives. *J Mol Struct.* **1199**: 127025 (2020).
10. Hassan MI, Hassane AMA. Synthesis, Characterization and in vitro Antibacterial Evaluation of New Oxindoles and Spiro-Oxindoles Derivatives. *Egypt J Chem.* **62**(Part 1): 103–113 (2019).
11. Hassan AS, Morsy NM, Awad HM, Ragab A. Synthesis, molecular docking, and in silico ADME prediction of some fused pyrazolo[1,5-a]pyrimidine and pyrazole derivatives as potential antimicrobial agents. *J Iran Chem Soc.* (0123456789) (2021).
12. Lane ME, Yu B, Rice A, Lipson KE, Liang C, Sun L, *et al.* A novel cdk2-selective inhibitor, SU9516, induces apoptosis in colon carcinoma cells. *Cancer Res.* **61**(16): 6170–6177 (2001).
13. Fraley ME, Hoffman WF, Rubino RS, Hungate RW, Tebben AJ, Rutledge RZ, *et al.* Synthesis and initial SAR studies of 3, 6-disubstituted pyrazolo [1, 5-a] pyrimidines: a new class of KDR kinase inhibitors. *Bioorg Med Chem Lett.* **12**(19): 2767–2770 (2002).
14. Fraley ME, Rubino RS, Hoffman WF, Hambaugh SR, Arrington KL, Hungate RW, *et al.* Optimization of a pyrazolo [1, 5-a] pyrimidine class of KDR kinase inhibitors: improvements in physical properties enhance cellular activity and pharmacokinetics. *Bioorg Med Chem Lett.* **12**(24): 3537–3541 (2002).
15. Wu Z, Fraley ME, Bilodeau MT, Kaufman ML, Tasber ES, Balitza AE, *et al.* Design and synthesis of 3, 7-diarylimidazopyridines as inhibitors of the VEGF-receptor KDR. *Bioorg Med Chem Lett.* **14**(4): 909–912 (2004).
16. Arora A, Scholar EM. Role of tyrosine kinase inhibitors in cancer therapy. *J Pharmacol Exp Ther.* **315**(3): 971–979 (2005).
17. Meijer L, Raymond E. Roscovitine and other purines as kinase inhibitors. From starfish oocytes to clinical trials. *Acc Chem Res.* **36**(6): 417–425 (2003).
18. Kiss MA, Peřina M, Bazgier V, May N V., Baji Á, Jorda R, *et al.* Synthesis of dihydrotestosterone derivatives modified in the A-ring with (hetero)arylidene, pyrazolo[1,5-a]pyrimidine and triazolo[1,5-a]pyrimidine moieties and their targeting of the androgen receptor in prostate cancer. *J Steroid Biochem Mol Biol.* **211**(March) (2021).
19. Bondock S, Alqahtani S, Fouda AM. Synthesis and anticancer evaluation of some new pyrazolo [3, 4- d][1, 2, 3] triazin- 4- ones, pyrazolo [1, 5- a] pyrimidines, and imidazo [1, 2- b] pyrazoles clubbed with carbazole. *J Heterocycl Chem.* **58**(1): 56–73 (2021).
20. Gregg BT, Tymoshenko DO, Razzano DA, Johnson MR. Pyrazolo [1, 5-a] pyrimidines. Identification of the privileged structure and combinatorial synthesis of 3-(hetero) arylpyrazolo [1, 5-a] pyrimidine-6-carboxamides. *J Comb Chem.* **9**(3): 507–512 (2007).
21. Kiessling A, Wiesinger R, Sperl B, Berg T. Selective Inhibition of c- Myc/Max Dimerization by a Pyrazolo [1, 5- a] pyrimidine. *ChemMedChem Chem Enabling Drug Discov.* **2**(5): 627–630 (2007).
22. Selleri S, Bruni F, Costagli C, Costanzo A, Guerrini G, Ciciani G, *et al.* A novel selective GABAA α 1 receptor agonist displaying sedative and anxiolytic-like properties in rodents. *J Med Chem.* **48**(21): 6756–6760 (2005).
23. Mason JS, Morize I, Menard PR, Cheney DL, Hulme C, Labaudiniere RF. New 4-point pharmacophore method for molecular similarity and diversity applications: overview of the method and applications, including a novel approach to the design of combinatorial libraries containing privileged substructures. *J Med Chem.* **42**(17): 3251–3264 (1999).
24. Ismail NSM, Ali GME, Ibrahim DA, Elmetwali AM. Medicinal attributes of pyrazolo[1,5-a]pyrimidine based scaffold derivatives targeting kinases as anticancer agents. *Futur J Pharm Sci.* **2**(2): 60–70 (2016).
25. Zhang Y, Liu Y, Zhou Y, Zhang Q, Han T, Tang C, *et al.* Pyrazolo [1, 5-a] pyrimidine based Trk inhibitors: Design, synthesis, biological activity evaluation. *Bioorg Med Chem Lett.* **31**: 127712 (2021).
26. Senga K, Novinson T, Wilson HR, Robins RK. Synthesis and antischistosomal activity of certain pyrazolo [1, 5-a] pyrimidines. *J Med Chem.* **24**(5): 610–613 (1981).
27. Marjani AP, Khalafy J, Salami F, Ezzati M. The synthesis of new pyrazolo[1,5-a]pyrimidine derivatives. *Arkivoc.* **2015**(5):

-
- 277–286 (2015).
28. Metwally NH, Abdallah MA, Almabrook SA. Pyrazolo [1, 5- a] Pyrimidine Derivative as Precursor for Some Novel Pyrazolo [1, 5- a] Pyrimidines and Tetraheterocyclic Compounds. *J Heterocycl Chem.* **54**(1): 347–354 (2017).
29. Salem MA, Helal MH, Gouda MA, Abd EL-Gawad HH, Shehab MAM, El-Khalafawy A. Recent synthetic methodologies for pyrazolo [1, 5-a] pyrimidine. *Synth Commun.* **49**(14): 1750–1776 (2019).
30. Anwar HF, Fleita DH, Kolshorn H, Meier H, Elnagdi MH. 2H-Pyrazol-3-ylamines as precursors for the synthesis of polyfunctionally substituted pyrazolo [1, 5-a] pyrimidines. *Arkivoc.* **15**: 133–141 (2006).