



Formation of Carbazole in γ -irradiated Aniline / Chlorobenzene mixtures

Sife-Eldeen, Kh. A.

Radiation Chemistry Department, National Centre for Radiation Research and Technology (NCRRT), Atomic Energy Authority, P. O. Box 29, Nasr City, Cairo, Egypt



Abstract

In this study, Gas chromatographic/mass spectrometric study indicated that carbazole (CARB) is formed in oxygen free γ -irradiation of aniline / chlorobenzene mixtures. It seems that γ -radiation induces the formation of CARB in these mixtures via intramolecular dehydrocyclization of diphenylamine (DPA). The yield of CARB estimated via gas chromatography (GC), was found to be dependent on aniline – chlorobenzene molar ratio. Where, the maximum CARB yield was found at 1:1 molar ratio of aniline – chlorobenzene. At this reactants molar ratio, the effect of absorbed radiation dose and dose rate on the yield of carbazole was studied. The yield of CARB increases, linearly, as the absorbed dose is increased up to about 50 kGy. The G-value (5.8 μ M/J) of CARB was determined. It was found that, the yield of CARB increase as the absorbed dose rate increases (0.226 -0.904kGy/h). So, it can be concluded that CARB is formed, mainly, in the spurs. The mechanism of the CARB formation was discussed.

Keywords: Carbazole; Aniline; Chlorobenzene; Diphenylamine; γ -Radiation; GC/MS.

1. Introduction

CARB belongs to a category of heterocyclic compounds with a great utilization during the recent years [1]. The carbazole structural unit is commonly present in several biologically active compounds [2]. Insecticides, pigments, drugs [3,4], polymers [5], dentistry, holography, microelectronics [6], and organic light emitting diodes [7] are areas where CARB and its derivatives have been utilized. Gas phase dehydrocyclization of diphenylamine (DPA) to CARB over Pt-based catalysts was studied at a temperature of 550 °C [8]. Since the work of Parker and Barnes [9], the intramolecular photocyclization of DPA and its derivatives to yield CARB and its derivatives has been the subject of extensive research in several laboratories [8,10-22,]. Debjani et al. [23] studied photochemical conversion of DPA to CARB, fluorometrically, in aerated aqueous and aqueous Beta-cyclodextrin solutions. The photocyclization reactions of DPA, N-methyldiphenylamine and triphenylamine have been studied in methanol by photolysis [18, 24]. Flash-excitation work, carried out by Grellmann et al., indicated that the photoconversion mechanism includes the formation of a triplet transient which is converted to another intermediate prior to the formation of CARB [11,12].

Moreover, CARB was formed during γ -radiolysis of DPA/ bromobenzene mixtures [25]. The goal of the current work is to study the effects of reactants molar ratio, absorbed radiation dose and dose rate on the yield of CARB in oxygen free γ - irradiated aniline / chlorobenzene mixtures. Moreover, a mechanism of CARB formation was proposed, according to the obtained results.

2. Experimental:

2.1. Sample Preparation and Radiolysis

Chlorobenzene (ClPh) (Sigma - Aldrich Analytical grade) was used as received without further purification. Aniline (sigma Aldrich analytical grade) was purified by vacuum distillation and the middle cut was used for sample preparation. Irradiation tubes (I.D. 13.7 mm and total volume 6 ml) were cleaned by soaking in chromic acid for 24 h, and rinsed with double distilled water before drying. Samples were prepared immediately prior to irradiation, were degassed by the freeze pump and thaw technique and sealed. Sample irradiations were carried out, at ambient temperature, by 60-Co source (India Gamma chamber4000 A).

*Corresponding author e-mail: sifekhdr@hotmail.com

Receive Date: 18 January 2020, Revise Date: 04 February 2020, Accept Date: 16 August 2020

DOI: 10.21608/EJCHEM.2020.22653.2346

©2021 National Information and Documentation Center (NIDOC)

2.2. Analytical Procedures

2.2.1. Gas Chromatographic Analysis

CARB was quantitatively analyzed in irradiated samples by gas chromatograph (ATI-UNICAM 610) using helium (16 psi) as a carrier gas and 30m capillary column (DB-5). The following temperature program were applied: 300 °C flame ionization detector, 275 °C split/splitless injector, [50C (5min) to 250 °C at 8C/min(2min)] column oven. Split ratio was 1:55 and splitless time: 2 min (injected volume was 0.5 μL). The internal injection standard used was Anthracene. Estimation of the CARB concentration in the irradiated samples was carried out via calibration curve of CARB. Each sample was run 3 times, and average values were calculated for the relative CARB areas. The data were processed using the UNICAM 4880 data handling system.

2.2.2 Gas chromatographic - mass spectrometric (GC/MS) analysis

Finnigan mat SSQ 7000 GC/MS (Thermo instruments systems Inc. USA) was utilized for CARB detection. It was connected with the Dec 5000 data handling system. Mass spectra were recorded at an ionization potential of 70 eV (EI mode). Varian 3400 GC was used with the same conditions applied during the off-line GC analysis

3. Results and Discussion

CARB formed in oxygen free γ -irradiated aniline/chlorobenzene mixtures was identified by GC/MS and its yield was determined via GC. Fig.1 shows a partial GC chromatogram of oxygen free γ -irradiated aniline/ chlorobenzene mixture, including the peak2 corresponding to CARB. The mass spectrum (fig.2) corresponding to GC chromatographic peak2 is quite similar to that of CARB.

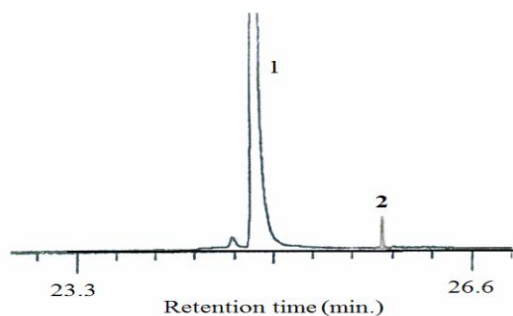


Fig.1. Partial GC chromatogram for analyses of γ -irradiated 1:1 molar ratio of aniline/chlorobenzene sample, 1 anthracene (internal standard), 2 CARB, [50C(5min) to 250C at 8C/min(2min)](Irradiated at: 24.3 kGy and 0.904 kGy/h).

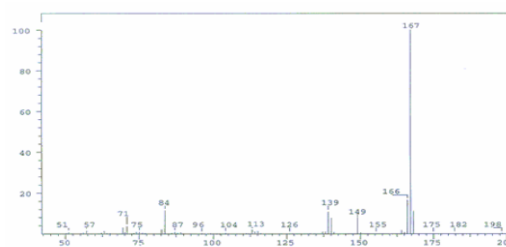
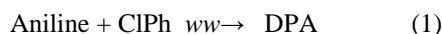


Fig.2. Mass spectrum (electron impact) of peak 2 in the GC chromatogram corresponding to CARB ($M^+ = 167$) in γ -irradiated 1:1 molar ratio of aniline/chlorobenzene sample (Irradiated at: 24.3 kGy and 0.904 kGy/h).

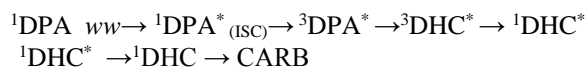
GC/MS analysis of γ -irradiated 1:1 molar ratio of aniline/chlorobenzene mixture showed the presence of DPA as a product. Moreover, It was reported that radiation induced cyclization of DPA to carbazole can be happened via either triplet state DPA [11,12], or free radical mechanism [26].

3.1. Cyclization of DPA to CARB via a triplet state DPA

Formation of carbazole via triplet state DPA ($^3\text{DPA}^*$) is a well known principal [11, 12]. So, formation of CARB in irradiated aniline/chlorobenzene mixtures can be summarised in the following equation:



Grellmann, and Linschitz [11,12] reported that the mechanism of photoconversion of DPA to CARB includes the formation of a triplet transient DPA which is cyclized to dihydrocarbazole (DHC), and transformed finally to CARB. It should be mentioned that, DHC may either revert back to give DPA or can undergo CARB formation. The general scheme for the reaction can be summarized in scheme1:



Scheme.1. the right hand star(*) corresponds *excited-state species*, and 1 and 3 in the left hand indicate the singlet and triplet states species respectively.

So, $^3\text{DPA}^*$ can be formed by the direct or indirect action (Intersystem crossing, ISC) of γ -radiation [25].

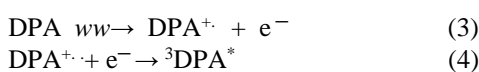
It is well known that amines have low ionization potentials (electron donor) and chlorobenzene have good electron affinity and oxidation potentials (electron acceptor). So, chlorobenzene and amines can form a good donor

acceptor ground state charge transfer complex (CTC) [27]. So, chlorobenzene and DPA can form a donor - acceptor CTC [28].

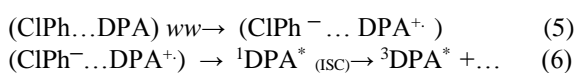
The excited CTC, between DPA (donor) and ClPh (acceptor), can dissociate to give $^3\text{DPA}^*$ [29]. It should be mentioned that, deactivation of the excited triplet CTC to ground state species will be faster in polar medium. Therefore, separation of $(\text{ClPh}\dots\text{DPA})^{3*}$ to yield the $^3\text{DPA}^*$ is important in nonpolar medium (eq.2). Where, in non polar solvents, when charge transfer completed in CTC, the ion pair $(\text{ClPh}^- \dots \text{DPA}^+)$ undergoes fast charge recombination which can result in ground state or singlet or triplet states of the individual donor or acceptor molecules [29-31].



Where $(\text{ClPh}\dots\text{DPA})$ represents ground state CTC between ClPh and DPA, and $(\text{ClPh}\dots\text{DPA})^{3*}$ represents triplet excited state of this complex. Moreover, if DPA^+ were formed by the direct action of γ - radiation on DPA in nonpolar solvents (eq.3), it should be expected to decay by fast 2nd order kinetics with a law activation energy for recombination to form $^3\text{DPA}^*$ (eq.4) [11, 30]:



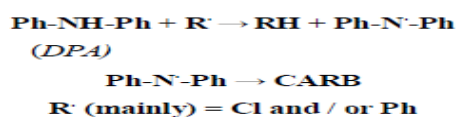
Moreover, in non- polar solutions, solute triplet states are believed to be formed mainly through neutralization of solute ions, or by formation of singlet solute which then converts to triplet by ISC (eq.5,6) [11, 29-35]:



Consequently, CARB can be formed by cyclization of $^3\text{DPA}^*$.

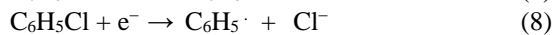
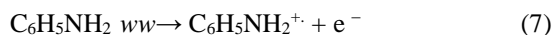
3.2. Cyclization of DPA to carbazole via a free-radical pathway

The formation of CARB in the current study can be happened, also, by a free-radical mechanism [26]. Where, free radicals such as, Cl and Ph can be formed by the DPA - sensitized cleavage of a C-Cl bond of chlorobenzenes, via quenching energy transfer [36-41]. Based on the previous consumption [26], these formed free radicals (Cl and Ph) can participate in CARB formation according to the following free radical mechanism:



—
Scheme.2.
—

The formation of these free radicals, by the direct effect of radiation *can't* be denied. So, Cl and Ph can be formed during radiolysis (direct action of radiation on aniline and chlorobenzene):



It should be mentioned that, these radicals can be formed by electron transfer quenching from the excited singlet and triplet complexes state of many aromatic amines to chlorobenzenes [36-41]. Up to our knowledge, the formation of CARB in γ -irradiated oxygen free Aniline / Chlorobenzene mixtures has never studied before. Therefore, in the present work the factors which affect the yield of CARB were studied. These factors are the reactants molar ratio, absorbed radiation dose and dose rate.

3.3.Effect of reactants Molar ratio

For studying the effect of aniline/chlorobenzene molar ratio on the CARB yield, samples with different aniline molar ratio from 0 to 1, were irradiated at the same dose (Fig.3). As the molar ratio of aniline increases from 0 to 1, the yield of CARB increases, up to a maximum at about 0.5 aniline molar ratio (1:1 reactants molar ratio), and then it gradually decreases at higher aniline molar ratios. It is known, that aniline is more polar (0.420) than chlorobenzene (0.188). So, when the less polar chlorobenzene predominates in aniline/chlorobenzene mixture, the formation of triplet state DPA is much probable [29,31].

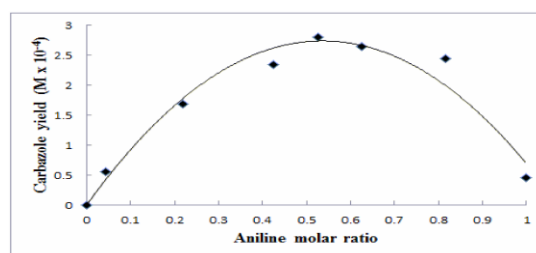


Fig.3. Effect of aniline Molar Ratio on the CARB yield ($\text{M} \times 10^{-4}$) in γ - irradiated aniline / chlorobenzene mixtures (absorbed dose = 24.3 kGy at 0.904 kGy/h).

On the other hand when aniline predominates the mixture tends to be more polar. So, when molar ratio of aniline increases above 0.5 the mechanisms of carbazole formation, can be changed. Where, the formation of triplet state DPA is favored in non polar medium[42 ,43]. So, when aniline predominates carbazole can be, *also*, formed via a free-radical pathway [26]. Thus, an increase in aniline molar ratio can cause an increase in solvent

stabilization of the developing free radicals, resulting in an enhancement of formation of CARB via radical mechanism. Where, Cl radical can be complexed directly to the nitrogen atom of some nitrogenous compounds (pyridine). So, Cl formed from eq. (9) can be complexed with aniline, in the same way as pyridine [44]. Consequently, recombination of Cl with Ph will be hindered. So, Ph will get a good chance to participate in CARB formation via a radical mechanism (scheme 2). The decrease in the yield of CARB at higher aniline molar ratio than 0.5 can be related to the decrease of the yields of Cl and ph radicals formed from chlorobenzene.

3.4. Effect of absorbed radiation dose

The effect of absorbed radiation dose, on the yield of CARB in γ -irradiated aniline / chlorobenzene mixture (1:1 molar ratio) was studied up to 154 kGy (fig.4). From fig.4, it can be seen that as the absorbed radiation dose increases the yield of CARB, linearly, increases up to about 50 kGy. The G-value of CARB ($5.8\mu\text{M/J}$) was calculated using the slope of the linear part of the curve, according to the following equation:

$$\text{G-value} = \frac{\mu\text{mole}}{\text{Gy} \times \text{Kg (sample)}}$$

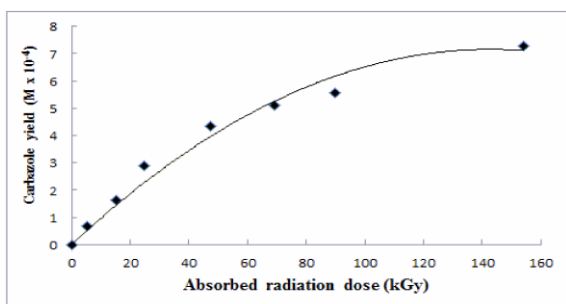


Fig.4 Effect of absorbed radiation dose (kGy) on the yield of CARB ($\text{M} \times 10^{-4}$) in γ -irradiated (1:1) aniline/chlorobenzene mixture (Dose rate = 0.9039kGy/h).

3.5. Effect of absorbed radiation dose rate

Ions, electrons, and excited-state species are formed in spurs via irradiation. It is well known that the rate of energy deposition determines the concentration of these intermediates in the irradiated medium. Ion recombination and free radical reactions were proposed to be included in the CARB formation process. Therefore, the concentration of the ions and

free radicals should affect the yield of CARB. At low absorbed dose rates, spurs will be apart from each other in the irradiated medium. Consequently, ions and electrons escaping these regions will diffuse and react with a solute or become uniformly distributed. At higher dose rates the distance between the spurs is closer and the expanding spurs will overlap [45-47]. Such overlap of spurs yields a denser concentration of ions and free radicals. Consequently, the probability of recombination of ions, and, consequently, excited species will increase [33,48]. Also, free radical reactions will be favorable at higher dose rates. Fig.5. shows that the yield of CARB linearly increases with increasing the absorbed dose rate. Which, points to the role of free radical mechanism in carbazole formation. Moreover, ion recombination reactions, which are the precursor of triplet excited states, are favored at higher dose rates. Such observation could be related to the formation of CARB in spurs mainly.

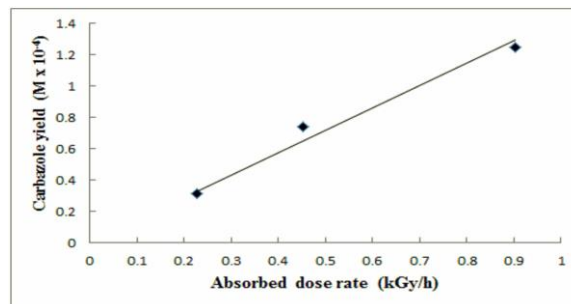


Fig.5 Effect of absorbed radiation dose rate (kGy/h) on the yield of CARB ($\text{M} \times 10^{-4}$) in γ -irradiated (1:1) aniline/chlorobenzene (absorbed radiation dose= 10.77kGy).

4. Conclusion

Carbazole (CARB) is formed in γ -irradiated aniline/chlorobenzene mixtures, via radiation induced cyclization of DPA. Radiation induced cyclization of DPA to CARB can be happened via either $^3\text{DPA}^*$, or free radical mechanism. Molar ratio of the reactants affects the polarity of the medium and, consequently, determines the mechanism, through which CARB is formed. So, DPA in the triplet state comes to play, almost, when the less polar, chlorobenzene, predominates. Where, the ISC rates increase and $^3\text{DPA}^*$ yield improved in nonpolar medium. On the other hand, when the more polar aniline predominates, free radical mechanism becomes more effective. The maximum yield of CARB was found at 1:1 aniline: chlorobenzene molar ratio. The yield of CARB increases as the dose rate increase due to increase of ions and free radical concentrations. Which, points to the role of free radical mechanism in

carbazole formation. Moreover, ion recombination reactions, which are the precursor of triplet excited states, are favored at higher dose rates.

Funding

This research received no external funding”.

Conflict of Interests

The authors declare no conflict of interests, financial or otherwise.

Acknowledgements

I would like to express my sincere gratitude to Prof. A.M. Hassan Rezk for his fruitful discussions, as well as, for his effort during the GC-MS study. Also, I wish to thank Abdelhameed, M., and Hanafy, Kh., for their technical assistance (NCRRT).

References

1. Artiom Magomedov, Sanghyun Paek, Paul Gratia, Ernestas Kasparavicius., Maryte Daskeviciene. Egidijus Kamarasckas, Alytis Gruodis, Kristina Kantminiene, Kyung Taek Cho, Tadas Malinauskas, Vytautas Getautis, Mohammad Khaja Nazeeruddin. Diphenylamine-Substituted Carbazole-Based Hole Transporting Materials for Perovskite Solar Cells: Influence of Isomeric Derivatives. *Adv. Funct. Mater.*, 28, 1704351 (2018).
2. George Varvounis, Ioannis E. Gerontitis, Vasileios Gkalpinos. Metal-catalyzed synthesis of five-membered ring N-heterocycles. *Chem. Heterocycl. Compd.*, 54, 249–68 (2018).
3. Rudolf K., Hurnaus R., Eberlein W., Engel W., Wieland H. A., Krist B. (2004) US.2004/0147752A1.
4. Rahman M. M., Gray A. I. A. benzoisofuranone derivative and carbazole alkaloids from *Murraya koenigii* and their antimicrobial activity. *Phytochemistry*, 66, 1601-6 (2005).
5. McGrath J. E., Rasmussen L., Shultz A. R., Shobha H. K., Sankarapandian M., Glass T., Long T. E., Pasquale A. Novel carbazole phenoxy-based methacrylates to produce high-refractive index polymers. *J. Polymer*, 47, 4042-57 (2006).
6. Gatica N., Marcelo G., Mendicuti F. Fluorescence and molecular dynamics to study the intramolecular energy transfer in N-vinyl carbazole/styrene copolymers of different molar compositions. *Polymer*, 47, 7397- 405.(2006).
7. Liu Y., Di C., Xin Y. R., Yu G., Liu Y. Q., He Q. G., Bai F. L., Xu S. Q., Cao S. K. Organic light-emitting diode based on a carbazole compound. *Synthetic Metals*, 156, 824-27(2006).
8. Mirosław Vlckoi, Zuzana Cveňgrová, Zuzana Cibulková, Milan Hronec, Dehydrocyclization of Diphenylamine to Carbazole over Platinum-Based Bimetallic Catalysts. *Chin. J. Catal.*, 31, 1439–1444 (2010).
9. Packer C. A., Barnes W. J.. Some experiments with spectrofluorimeters and filter fluorimeters. *Analyst*, 82, 606-18 (1957).
10. Bowen E. J., Eland J. H. D., Photochemistry of Diphenylamine Solutions. *Proc. Chem. Soc.*, London, 202- 3(1963).
11. Grellmann K. H., Sherman G. M., Linschitz H. Photo-Conversion of Diphenylamines to Carbazoles, and Accompanying Transient Species. *J. Am. Chem. Soc.*, 85, 1881-82 (1963).
12. Linschitz H., Grellmann K. H. Reaction Pathways in the Photochemical Conversion of Diphenylamines to Carbazoles. *J. Am. Chem. Soc.*, 86, 303-4(1964).
13. Bartelt G., Eychmueller A., Grellmann K. H., Experimental studies of hydrogen tunnelling. Utilization of large isotope effects in a mechanistic study of a hydrogen shift reaction. *Chem. Phys. Lett.*, 118, 568-72 (1985).
14. Kensy U., Gonzalez M. N., Grellmann K. H. Tunnel effects on inter- and intramolecular hydrogen transfer reactions of transient dihydro- and hexahydrocarbazoles. *Chem. Phys.*, 170, 381-92 (1993).
15. Terry G C, Uffindeli V E, Willets F W. Triplet State of Triphenylamine. *Nature*, 223, 1050-1051 (1969).
16. Forster E. W., Grellmann K. H., Linschitz H. Reaction patterns and kinetics of the photoconversion of N-methyl diphenylamine to N-methylcarbazole. *J. Am. Chem. Soc.*, 95, 3108-15(1973).
17. Rahn R., Schroeder J., Troe J., Grellmann K. H. Intensity-dependent UV laser flash excitation of diphenylamine in methanol: a two-photon ionization mechanism involving the triplet state. *J. Phys. Chem.*, 93, 7841-46 (1989).
18. Suzuki T., Kajii Y., Shibuya K., Obi K. Photocyclization of Diphenylamine Studied by Time-Resolved Thermal Lensing. Heat of Reaction, Energetics, and Reactivity of Intermediates. *Bull. Chem. Soc. Jpn.*, 65, 1084-88 (1992).
19. Chattopadhyay N., Serpa C., Purkayastha P., Arnaut L. G., Formosinho S. J. Photocyclization of triphenylamine: an investigation through time-resolved photoacoustic calorimetry. *Phys. Chem. Chem. Phys.*, 3, 70-3 (2001).
20. Forester E. W., Grellmann K. H. The light-induced conversion of triphenylamine to the

- excited triplet state of 11,12-dihydrocarbazole. *Chem.Phys.Letts.*,14, 536-38 (1972).
21. Grellmann K. H., Kuhnle W., Weller H., Wolff T. Photochemical formation of dihydrocarbazoles from diphenylamines and their thermal rearrangement and disproportionation reactions. *J.Am.Chem.Soc.*,103, 6889-93 (1981).
 22. Sur D., Purkayastha P., Chattopadhyay N. Kinetics of the photoconversion of diphenylamine in β -cyclodextrin environments. *J.Photochem.Photobiol.A*, 134, 17-21 (2000).
 23. Debjani Sur, Pradipta Purkayastha, Nitin Chattopadhyay, Kinetics of the photoconversion of diphenylamine in β -cyclodextrin environments. *Journal of Photochemistry and Photobiology A: Chemistry*, 134, 17–21(2000).
 24. Nitin Chattopadhyay, Carlos Serpa, Luis G., Arnauta Sebastia, Energetics of photocyclization of polyphenylamines and assignment of the intermediate: A time-resolved photoacoustic calorimetric study. *J. Formosinho, Phys. Chem. Chem. Phys.*, 3, 3690-95(2001).
 25. Khaled Abdel Hamid Seif Eldien, Ph.D, thesis, Cairo University (1997).
 26. Prantosh Bhattacharyya, Sagar S. Jash., Asesh K. Deyb, Free radical Cyclisation of Diphenylamine; a Convenient Synthesis of Carbazole and 3-Methylcarbazole. *J. Chem. Soc., Chem. Commun.*,24, 1668- 69(1984).
 27. Tadeusz Latowski, Photochemical Reactions with Electron Transfer-IV. The Role of Electron Affinity of the Acceptor in the Interaction between Excited N,N-Dimethylaniline and Benzene Halogen-Derivatives. *Z. Naturforsch.*23a, 1127-30(1968)
 28. Fumi Koyama and Tsuyoshi Kawai, Efficient Photopolymerization of Diphenylamine Based on Ground-state Charge-transfer Complex. *Chem. Lett.*, 42, 324-26 (2013).
 29. Wilkinson F., McGarvey D. J. and Olea A. Factors which determine the efficiency of sensitized singlet oxygen production. *Pror. Indian Acad. SCI. (Chem. Sci.)*, 105, 685-94(1993).
 30. Mikhail A. Filatov, Safakath Karuthedath, Pavel M. Polestshuk, Huguette Savoie, Keith J. Flanagan, Cindy Sy, Elisabeth Sitte, Maxime Telitchko, Frédéric Laquai, Ross W. Boyle and Mathias O. Senge, Generation of Triplet Excited States via Photoinduced Electron Transfer in meso-anthra-BODIPY: Fluorogenic Response toward Singlet Oxygen in Solution and in Vitro. *J. Am. Chem. Soc.*,139, 6282-85 (2017).
 31. Mittal Jai P. Excited states and electron transfer reactions of fullerenes. *Pure & Appl.Chem.*, 67, 103-10 (1995).
 32. Land E. J., Swallow A J. Formation of Excited States in the Pulse Radiolysis of Solutions of Aromatic Compounds in Cyclohexane and Benzene. *Trans. Faraday Soc.*,64,1247-55 (1968).
 33. Fischer E., Lehmann H. P., Stein G. X- and γ -Ray-Induced Radiolytic Isomerization of Solutions of Stilbene. *J.Chem. Physics*, 45, 3905-13(1966).
 34. Hentz R. R., Peterson D. B., Srivastava S. B., Barzynski H. F., Burton M. The Radiation-Induced Isomerization of Stilbene in Benzene and Cyclohexane. *J. Physic. Chem.*,70, 2362-72 (1966).
 35. Ebert M., Keene J. P., Swallow A. J., Baxendale J. H. Pulse Radiolysis. Academic Press, 294-303 (1965).
 36. Xichen Cai, Masanori Sakamoto, Michihiro Hara, Akira Sugimoto, Sachiko Tojo, Kiyohiko Kawai, Masayuki Endo, Mamoru Fujitsuka, Tetsuro Majima, Benzophenones in the higher triplet excited states. *Photochem. Photobiol. Sci.*2, 1209-14 (2003).
 37. Avila V., Cosa J. J., Chesta C. A., Previtali C. M., Singlet and triplet reactivity in the photoinduced electron transfer from aromatic amines to chlorobenzenes. *Journal of Photochemistry and Photobiology A: Chemistry*, 62, 83-91(1991).
 38. César A. T., Laia Sílvia M. B., Costa L. F., Vieira Ferreira, Electron-transfer mechanism of the triplet state quenching of aluminium tetrasulfonated phthalocyanine by cytochrome *c*. *Biophysical Chemistry*, 122, 143-55(2006).
 39. Francis Willrinson, Quenching of electronically excited states by molecular oxygen in fluid solution. *Pure & Appl. Chem.*, 69, 851-58 (1997).
 40. Mikhail F. Budyka, Mikhail V. Alfimov, Photochemical reactions of complexes of aromatic amines with polyhalomethanes. *Russian Chemical Reviews*, 64,705-18(1995).
 41. Zaleskaya A., Kuchinskii A. V. Role of Charge - Transfer Complexes in Oxygen Quenching of Excited States of Anthracene Derivatives in The Gas Phase. *Journal of Applied Spectroscopy*, 75, 36–42 (2008).
 42. Sitzmann E. V., Langan J., Eisenthal K. B. Intermolecular Effects on Intersystem Crossing Studied on the Picosecond Time Scale: The Solvent Polarity Effect on the Rate of Singlet to Triplet Intersystem Crossing of Diphenylcarbene. *J. Am. Chem. Soc.*,106, 1868-69(1984).

- 43 .Miguel A. García-Garibay, Craig Theroff, Steve H. Shin, Jesper Jernelius, Solvent effects on the singlet - triplet equilibrium and reactivity of a ground triplet state arylalkyl carbene. Tetrahedron Letters, 34, 8415-18 (1993).
44. José Arthur, Martinho Simões, Arthur Greenberg, Joel F. Liebman, Energetics of Organic Free Radicals, Greenberg, Joel F. Liebman , BLACKIE ACADEMIC & PROFESSIONAL, 224-93 (1996).
- 45.Mel O'Leary, Daria Boscolo, Nicole Breslin, Jeremy M. C. Brown, Igor P. Dolbnya,Chris Emerson, Catarina Figueira, Oliver J. L. Fox, David Robert Grimes, Vladimir Ivosev, Annette K. Kleppe, Aaron McCulloch, Ian Pape, Chris Polin, Nathan Wardlow1 &Fred J. Currell, Observation of dose-rate dependence in a Fricke dosimeter irradiated at low dose rates with monoenergetic X-rays. www.nature.com/scientificreports (2018).
46. LaVerne J. A. Track effects of heavy ions in liquid water. Radiation Research, 153, 487-96 (2000).
- 47.Samuel A. H., Magee J.L. Theory of Radiation Chemistry. II. Track Effects in Radiolysis of Water. J. Chem. Phys.,21,1080- 87(1953).
48. Keene J. P., Land E. J., Swallow A. J. Yields of Radical Ions in the Pulse Radiolysis of Liquid Cyclohexane Solutions. J. Amer. Chem. Soc.,87, 5284-90 (1965).