

Study on The Role of Crumb Rubber on The Thermal and Mechanical Properties of Natural Rubber Nanocomposites

B. K. Saleh¹ * and M. H. Khalil²

¹ Polymer Department, National Institute for Standards, Giza, Egypt.

² Heat and Moisture Department, building Physics Institute, Housing and Building National Research Center, Cairo, Egypt.

CRUMB rubber represents a series hazardous waste that causes environmental pollution that needs to be treated. Such a problem consumes a high budget in controlling its consequences. The main objective of this study is to get maximum benefit from this waste and use it as a filler in green processing to obtain useful materials such as heat insulators. Thus, the black filler was removed from the natural rubber mixes and crumb rubber from waste in different ratios was used instead to form rubber composite that contains a small amount of organo modified nanoclay to maintain the mechanical properties of the vulcanized rubber composites. A controlling mix containing black carbon filler was used to compare the obtained results from crumb/NR nanocomposites. These mixes were examined by Scanning Electron Microscopy (SEM) and the graphs revealed that at higher ratios of crumb rubber in the mix, crumb forms a dispersible network within the rubber blend matrix which enhances the miscibility between the rubber and all other ingredients. TGA data indicated high thermal stability of all crumb/NR nanocomposites. All results showed that the addition of crumb to natural rubber nanocomposites enhanced the levels of the properties especially for the mix of the ratio 4:6 for crumb: natural rubber. Results of thermal conductivity measurements assured that such mix acts as an insulating material and may be used in constructural applications for shielding purposes.

Keywords: Crumb rubber, Filler, Natural rubber, Nanocomposites, Green processing, Constructural applications.

Introduction

Crumb rubber, scrape rubber, end-of-life tires and waste rubber are all synonyms to used tires. Used tires are tires that have completed their functional life and cannot be used again. It has been estimated that around one billion tires are withdrawn from use in the world every year. Being made from vulcanized rubbers which do not decompose easily, represent a crucial environmental debate. Usually, they are buried with other industrial waste in landfill sites or stockpiled in huge dumps built of millions of tires. Recycling of waste tire was found to be a hard challenge to achieve without causing more environmental pollution problems in the mean time [1]. Scientific efforts directed to this field for finding ways to reduce tires waste lead to intense

research on rubber, the possibility of applying it in concrete[1], filler in natural rubber vulcanizates, and blends with polymers [2-7]. Regarding the recovery of crumb, it includes reuse, rethreading, recycling and landfill engineering. Sometimes, in order to achieve the suitable characteristics for its application, rubber needs to be pre-treated with chemicals or grafted [8,9]. This may include reclaiming, oxidative decoupling of rubber scrap [10], the use of microwave [11] and combination of biological and microwave treatment [12]. Preparation of thermoplastics elastomers (TPEs) is a promising alternative to utilize crumb rubber namely called waste tire dust (WTD), is blended with thermoplastics such as ethylene vinyl acetate (EVA) producing (TPEs) with a range of properties and applications. Besides having

* Corresponding author e-mail: basmasaleh@yaho.com.

DOI: 10.21608/ejchem.2017.1376.1097

©2017 National Information and Documentation Centre (NIDOC)

physical properties of both, thermoplastics and elastomer and processability similar to that of thermoplastics; TPEs provides better utilization of such waste. Replacement of TPEs original components crumb rubber is very valuable from economical and ecological standpoints [13-18]. Unfortunately, the introduction of WTD into rubber recipes of polyolefin/rubber significantly lowered the mechanical properties because of the poor interfacial adhesion between the blend ingredients. This problem can be solved by different modification techniques. Such techniques include particle size reduction of WTD, varying compatibilizing techniques, oxidation treatments on the WTD surface of waste rubber and exposure to gamma radiation [21]. Results of gamma radiation pre-treatment of WTD showed the enhancement of the mechanical properties of WTD/rubber blend. This is because gamma radiation helps to break the sulfur cross-links of the crumb rubber previously formed and allows the rubber to regain mobility for better reprocessing and remolding and hence increases the compatibility between the virgin rubber and waste crumb rubber [22,23]. It has been found that the mechanical properties of sulfur-cured rubber vulcanizates are highly affected by changes in the cross-link density. For natural rubber (NR), the tensile strength and tear strength improved as a function of the cross-link density, reaching some optimum values and then decreased as the cross-link density was raised further. It is important to note that the further increase in radiation dose resulted in a progressive increase in mechanical properties of WTD/rubber blend and revealed devulcanization [24].

In the present work, crumb was added to natural rubber nanocomposites in different ratios. Thus, crumb acted as a filler and a replacement of both NR and carbon black at the same time. The maximum loading of crumb were then determined and the mechanical and thermal insulation properties was investigated and compared to a control mix that contain the black filler. Also, surface morphology of all examined samples was studied by SEM.

Experimental

Natural rubber used in this study is SMR-20, supplied by Techopolimeri srl., Russia. This grade has good processing characteristics and physical properties. Its low viscosity and easier mixing characteristics, compared with RSS grades, can considerably reduce the mastication and mixing period. Crumb rubber was obtained from a local

factory. Carbon Black was of the High Abrasion HAF-N330 (Iodine Adsorption 80 mg/g and mean particle size 32 nm), Transporting & Engineering Co., Egypt. Zinc Oxide was supplied by Zinchem., South Africa and Stearic Acid was provided by Palm Olio, Malaysia. MBT and TMTD were brought from Transporting & Engineering Co., Egypt. N-phenyl-N'-(1,3-dimethylbutyl)-p-phenylene diamine (6PPD) was supplied by Crompton, Italy. Sulfur was given by Flexis, Belgium. Nanoclay was of the surface modified that contains 25-30 wt % methyl dihydroxy ethyl from Sigma-Aldrich Chemistry. All other ingredients were purchased from Transporting & Engineering Co., Egypt.

Preparation of crumb/NR nanocomposites

Using a two-roll mill, the crumb/NR compositions were prepared according to ASTM D 3182-07 procedures [25]. Mixes were then prepared using different percent ratios of crumb and NR as presented in Table 1. The natural rubber was firstly masticated and the nanoclay was then added. The crumb was introduced in addition to the other ingredients. Finally, the curative package was then added to the crumb/NR nanocomposites and mixed under the above mentioned procedures.

Rheology Measurements

The cure characteristics of the rubber mixes, including the cure time, were determined at 152 °C according to the technical procedures (ASTM D 2084-07)[26].

Mechanical Testing

Stress-strain behavior of rubber materials was examined using a Zwick Tensile Testing Machine Z-010, Germany. For this purpose, samples were prepared and cut from molded sheets into dumb bell shape with the dimensions of 150×150×2 mm. Tensile strength, Elongation Modulus and Elongation at break percent were measured according to ASTM D 412-15 Procedures [27].

Hardness Testing

Hardness testing measurements were determined according to ASTM D 2240-05 [28] by using a Zwick Hardness Tester 3150, Germany.

Scanning Electron Microscopy

This analysis was carried out to study the surface morphology of crumb/NR and nanocomposite layers. The SEM micrographs of surface were examined magnifications using an Inspect S Machine FEI Company, Holland.

Thermal Gravimetric Analysis (TGA)

Thermal Gravimetric Analysis (TGA) of all crumb/NR nanocomposites studies were carried

TABLE 1. Rubber formulations and ingredients.

Mix Symbol	B _R	B _{0/10}	B _{1/9}	B _{2/8}	B _{3/7}	B _{4/6}	B _{5/5}
Ingredients							
NR	100	90	90	80	70	60	50
Crumb rubber	---	10	10	20	30	40	50
Nanoclay	0	2.5	10	10	10	10	10
ZnO	5	5	5	5	5	5	5
Stearic Acid	2	2	2	2	2	2	2
6 PPD	1	1	1	1	1	1	1
MBT	0.5	0.5	0.5	0.5	0.5	0.5	0.5
TMTD	1.5	1.5	1.5	1.5	1.5	1.5	1.5
Carbon Black	60	20	---	---	---	---	---
Sulfur	2.5	2.5	2.5	2.5	2.5	2.5	2.5

6 PPD: N-phenyl-N'-(1,3-dimethylbutyl)-p-phenylene diamine (6PPD), MBT: 2-Mercaptobenzothiazole, TMTD: Tetramethyl thiuram disulfide,

out using Shimadzu-50 Thermogravimetric Analyzer in presence of air at a rate of 10 °C/min, using temperature range of 25 to 650 °C. Degradation temperature of the composites was studied through this analysis.

Thermal Conductivity

It measures the ability of a material to conduct heat if is placed between two flat isothermal plates maintained at two different temperatures. As a result, and a uniform one-dimensional temperature field due to the temperature gradient between the two hot and cold plates is created. This temperature gradient can be determined by measurements of the temperature difference between the plates using a laser comp apparatus and following ASTM C 518-15.

Results and Discussion

Mechanical properties

The mechanical properties of crumb/natural rubber nanocomposites such as tensile strength, elongation at break E % and elongation modulus in addition to hardness give a good indication to evaluate the effect of certain additive/ingredient to the rubber mix. Stress-strain curves of all crumb/NR nanocomposites are given in Fig. 1-3 and tabulated in Table 2. Figure 1 describes the effect of increasing the crumb rubber loading on the tensile strength of crumb/NR nanocomposites. The tensile strength starts to increase and reach a maximum value for mix B_{4/6} which contains 40 phr crumb and 60 phr of NR. Compared with

the control mix, the tensile strength of that mix slightly exceeds that of the control mix. It is worth mentioning that for further increase of crumb in the mix B_{5/5} shows a slight decrease in tensile strength to an extent that still approximately equal to the value of the control sample. Similar trends were followed for E % and Modulus that are being prescribed in Fig. 2 and 3, respectively. This attitude could be explained on the basis that the successive increase in crumb rubber percent is accompanied by a similar increase in the cross-link density that appears as an increase in the mechanical properties with the increase of the crumb percent [30]. Movahed et al mentioned that Mechanical properties of sulfur-cured rubber vulcanizates are affected by the Cross-Link Density of rubber for natural rubber (NR). The tensile strength and tear strength improved as a function of cross-link density, reaching some optimum values and then decreased as the cross-link density was raised further [24]. Also the presence of nanoclay may help in enhancing the compatibility between the crumb and NR and cause leveling up of the mechanical properties of mixes having higher crumb loadings. These results were confirmed on the basis of results obtained by morphology studies.

Hardness Testing

The hardness of natural rubber nanocomposites containing different percentages of crumb rubber started to increase at lower levels of crumb and started to show an appreciable increase with increasing the crumb percent in the mix. The

hardness value reaches its highest level for the nanocomposite enriched with 50 % of crumb as indicated in Fig. 4. The increase in hardness of those crumb/NR nanocomposite samples is probably due to the increase in cross-link density. This is evident by the values of maximum torque obtained from the rheometric data tabulated in Table 3. The M_H values show a marked increase as the crumb rubber percent increases to reach a maximum value for mix $B_{4/6}$ % of crumb rubber. The M_H value is an indicator of the crosslink density of the rubber; the higher the M_H values, the higher the cross-link densities. Therefore, the

results indicate higher cross-link densities for mixes having higher crumb rubber percent levels.

Scanning Electronic Microscopy

The SEM micrographs are shown in Fig. 5. It is clear that the control sample (B_R) showed a smooth surface indicating a complete miscibility of the NR, crumb rubber and all other ingredients. The addition of 10, 20 and 30 percent of crumb rubber leads to a surface roughness as shown in samples $B_{1/9}$, $B_{2/8}$ and $B_{3/7}$, respectively. However at higher percent (40%) and (50%) as shown in samples $B_{4/6}$ and $B_{5/5}$ respectively, the samples surface became smoother indicating a one phase

TABLE 2. Mechanical properties of natural rubber nanocomposites with different crumb rubber loadings.

Mix	Tensile Strength (MPa)	E-Modulus (MPa)	Elongation % at break	Hardness Shore (A)
B_R	6.18	5.41	264.27	65.00
$B_{0/10}$	3.13	4.68	162.67	54.37
$B_{1/9}$	4.75	5.14	227.27	58.96
$B_{2/8}$	5.60	5.19	246.24	61.02
$B_{3/7}$	5.75	5.30	287.43	62.24
$B_{4/6}$	6.47	5.68	313.23	67.22
$B_{5/5}$	5.82	5.46	264.27	64.40

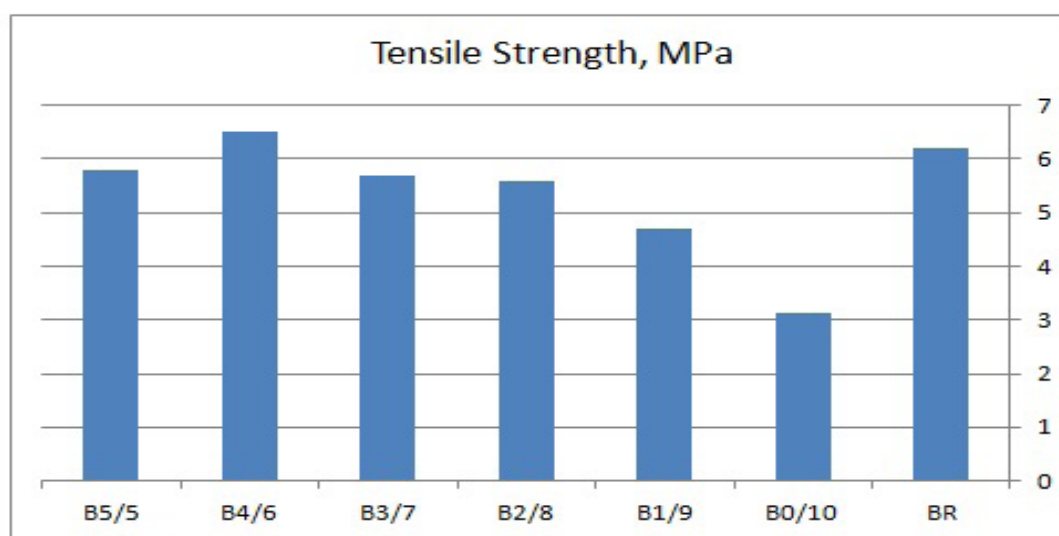


Fig. 1. Tensile strength of natural rubber nanocomposites vs. different crumb rubber loadings.

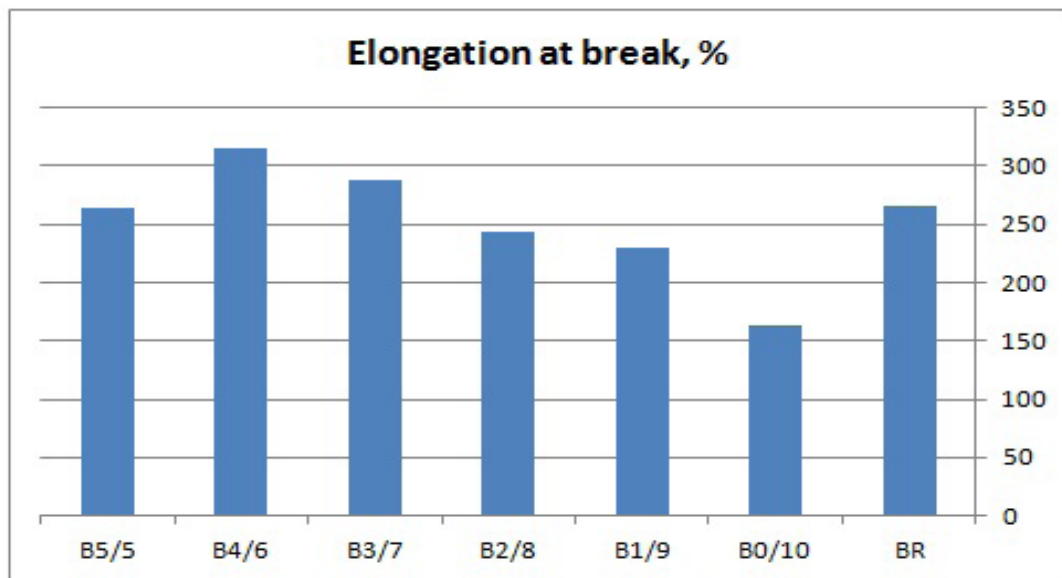


Fig. 2. Elongation at break % vs. the percent of crumb rubber of natural nanocomposites

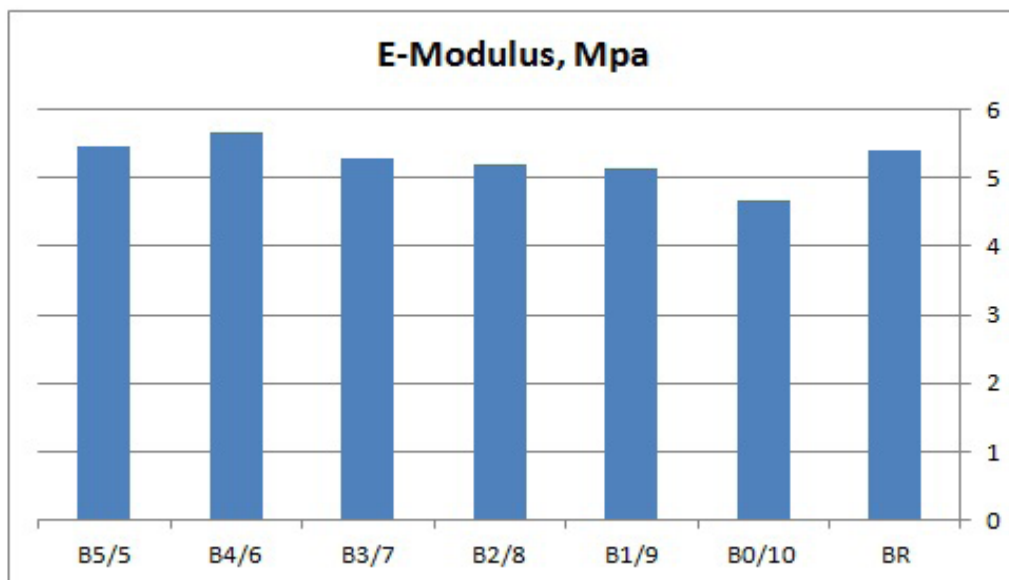


Fig. 3. E-Modulus vs. crumb rubber percent of natural rubber nanocomposites.

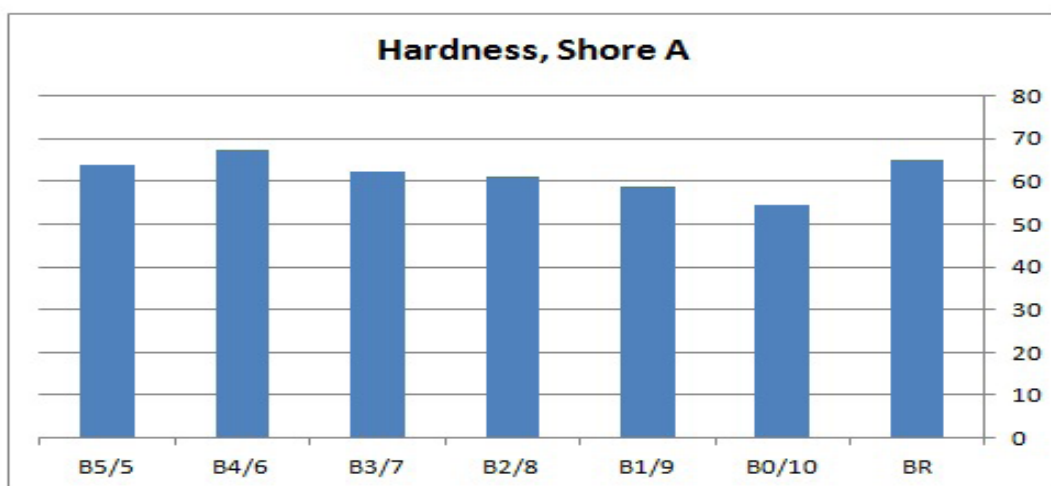


Fig. 4. Hardness shore (A) of rubber nanocomposites with different crumb rubber loadings.

TABLE 3. Hardness Shore (A) and Maximum Tourque Measurements.

Mix	B _R	B _{0/10}	B _{1/9}	B _{2/8}	B _{3/7}	B _{4/6}	B _{5/5}
Shore A	65.0	54.37	58.96	61.02	62.24	67.22	64.4
Max. Tourque	13.91	8.64	9.19	9.74	11.77	13.44	11.99

rubber blend. It seems that at higher percentages of crumb rubber, the nanofiller helps with the crumb in forming a dispersible network within the rubber blend matrix which enhances the rubbers miscibility with each other.

Thermogravimetric Analysis

High temperature Thermal Analysis (TGA) (50-650°C) curves for the sample are shown in Table (4a-g). The temperature for the onset of degradation is the temperature at which 10% degradation occurred (T_{10}), the temperature at which 50% degradation occurred (T_{50}) and the temperature at which 90 % degradation occurred (T_{90}) were calculated from the TGA data. It was observed that all crumb/natural rubber nanocomposite samples reveal high onset degradation temperature levels showing that the addition of crumb rubber to NR enhances the thermal stability of the crumb/rubber nanocomposites since it shows a steady increase in its values with leveling up the crumb rubber percent. For T_{50} and T_{90} temperature values, they both show similar behavior. This increase can be attributed to the increase in the crosslink density. The crosslinking increases the rigidity of the rubber mix, which in turn increases the thermal stability [29,30]. This proves that increasing loading of the crumb rubber is responsible for the increase in thermal stability of the rubber nanocomposites with high content of crumb.

Thermal Conductivity

Since it is a property that associated with materials having low values, i.e., it reflects the thermal insulation behavior. Table 5 represents the results of the thermal conductivity measurements of crumb/NR nanocomposites containing different percent of crumb indicating that thermal insulation values are generally low compared to that of polystyrene, a conventional thermal insulating material, showed thermal insulation values ranging from 0.32 to 0.038W/km. Crumb/NR nanocomposites showed values between 0.105 and 0.147 W/km which give a possibility of a potential thermal insulating material which can be used in many industrial applications.

Conclusion

Regarding the mechanical properties and hardness, the addition of crumb rubber to natural rubber clearly improved the mechanical properties, especially the tensile strength from 3.13 in the control rubber to 6.47 MPa in rubber nanocomposite containing 40 % of crumb rubber, representing an increase of more than 100 %. SEM graphs revealed that at higher rubber, representing an increase of more than 100 %. SEM graphs revealed that at higher ratios of crumb rubber, the crumb filler forms a dispersible network within the rubber blend matrix which enhanced

TABLE 4. Thermal properties of natural rubber nanocomposites having different crumb rubber percent.

Mix	T _{10%} °C	T _{50%} °C	T _{90%} °C
B _R	359	397	427
B _{0/10}	348	374	308
B _{1/9}	352	389	419
B _{2/8}	352	389	420
B _{3/7}	353	390	424
B _{4/6}	356	398	431
B _{5/5}	354	392	425


Fig. 5-a (B_R)

Fig. 5-b (0.09%)




Fig. 5-c (10 %)




Fig. 5-d (20 %)




Fig. 4-e (30 %)



Fig. 5-f (40 %)



Fig. 5-g (50%)

Fig. 5. SEM Micrographs of natural rubber nanocomposites having different crumb rubber percentages.

TABLE 5. Thermal conductivity measurements of B1 and B5, compared to polystyrene.

Material	Thermal conductivity, W/m K
B _R	0.137
B _{0/10}	0.069
B _{1/9}	0.105
B _{2/8}	0.123
B _{3/7}	0.127

the miscibility between rubber and ingredients. TGA data indicated high stability of all crumb/NR nanocomposites. Thermal conductivity measurements reflect the incorporation of crumb rubber into natural rubber nanocomposites giving mixes of extremely high values for thermal insulation.

In short, the study showed that crumb rubber may be of beneficial value since it can be mixed with natural rubber composites up to 50 % with improves mechanical properties (100 %). Also, the produced mixes recorded thermal insulating levels high enough to be recommended for constructural thermal insulation purposes, thus giving safer, cleaner mixing and easier processing conditions and in the meantime solves a serious environmental pollution problem.

References

- Lee S., Azzam F.O. and Kocher B.S., Oxidative decoupling of scrap rubber. Disclosure ultrasonic depolymerisation of rubber scrap 204 *U.S. Patent* 5,386,055, Jan 31 (1995).
- Figovslq O., Beilin D., Blank N., Potapo J. and Chemyshe V., Development of polymer concrete with polybutadiene matrix. *Cem Concr Compos* **18**:437–44 (1996).
- Segre N.P., Monteiro J.M. and Sposito G., Surface characterization of recycled tire rubber to be used in cement paste matrix. *J Colloid Interf Sci* **248**, 521–3 (2002).
- Hernandez-Olivares F., Barluenga G., Bollatib M. and Witoszekc B., Static and dynamic behaviour of recycled tyre rubber-filled concrete. *Cem Concr Res* **32**, 1587–96 (2002).
- Yehia A., Mull M.A., Ismail M.N., Hefny Y.A. and Abdel-Bary E.M., Effect of chemically modified waste rubber powder as a filler in natural rubber vulcanizates. *J. Appl. Polym. Sci* **93**, 30–6 (2004).
- Dierkes W.K., Rubber recycling. In: Pandalai SG, editor. Recent research developments in macromolecules, *Research Signpost, Trivandrum*, **7**, 265–92 (2003).
- Kim J.I., Ryu S.H. and Chang Y.W., Mechanical and dynamic mechanical properties of waste rubber powder/HDPE composite. *J. Appl. Polym. Sci.* **77**, 2595–602 (2000).
- Manchon-Vizuete E., Maci'as-García A., Nadal Gisbert A., Fernández-González C. and Gómez-Serrano V., Preparation of mesoporous and macroporous materials from rubber of tyre wastes. *Microporous. Mesoporous.Mater* **67**, 35–41 (2004).
- Nakason C., Kaesaman A. and Supasanthitikul P., The grafting of maleic anhydride onto natural rubber. *Polym Test* **23**, 35–41 (2004).
- Isayev A. and Chen J., Continuous ultrasonic devulcanization of vulcanized elastomers. *US Patent* 5, 258,413, November 2, (1993).
- Novotny D.S., Marsh R.L., Masters F.C. and Tally D.N., Microwave devulcanization of rubber. *U.S. Patent* 4,104, 205, The Goodyear Tire & Rubber Company (assignee), August 1, (1978).
- Fliermans C.B. and Wicks G.G., Combination biological and microwave treatments of used rubber products. *U.S. Patent* 6, 407, 144, Westinghouse Savannah River Company, LLC (assignee), April 4 (2000).
- Ismail H., Awang M. and Hazizan M., Effect of waste tire dust (WTD) size on the mechanical and morphological properties of polypropylene/waste tire dust (PP/WTD) blends. *Polymer-Plastics Technology and Engineering* **45**(4), 463-8 (2006).
- Ismail H., Nordin R. and Noor A., Cure characteristics, tensile properties and swelling behaviour of recycled rubber powder filled natural rubber compounds. *Polymer Testing* **21**(5), 565-9 (2002).

15. Sakinah Z.A., Ratnam C.T., Chuah A.L. and Yaw T., Effect of Mixing Conditions on the Tensile Properties of Ethylene Vinyl Acetate/Waste Tire Dust (EVA/WTD) Blend. *Polymer-Plastics Technology and Engineering* **48**(11), 1139-42 (2009).
16. Sakinah Z.A.A., Ratnam C.T., Chuah A.L. and Yaw T.C.S., Performance of irradiated and crosslinked ethylene vinyl acetate/waste tire dust blend. *Journal of Elastomers and Plastics* **43**, 239-56 (2011).
17. Sonnier R., Leroy E., Clerc L., Bergeret A. and Lopez-Cuesta J., Polyethylene/ground tyre rubber blends: influence of particle morphology and oxidation on mechanical properties. *Polymer Testing* **26**(2), 274-81 (2007).
18. Sonnier R., Leroy E., Clerc L., Bergeret A. and Lopez-Cuesta J., Polyethylene/ground tyre rubber blends: influence of particle morphology and oxidation on mechanical properties. *Polymer Testing* **26**(2), 274-81 (2007).
19. Darwish N., Abd El-Aal N. and Abd El-Megeed A., Effect of addition of HDPE and LDPE on rheological, mechanical, elastic and compatibility behavior of SBR/NBR rubber blend system. *Polymer-Plastics Technology and Engineering* **46**(4), 345-52 (2007).
20. Zulkepli N.N., Ismail H. and Rashid A., Effects of different particle sizes of recycled acrylonitrile-butadiene rubber and its blend ratios on mechanical and morphological properties and curing characteristics of SBR/NBR blends. *Iranian Polymer Journal* **18**(2), 1-10 (2009).
21. Colom X., Carrillo F. and Canavate J., Composites reinforced with reused tyres: surface oxidant treatment to improve the interfacial compatibility. *Composites Part A: Applied Science and Manufacturing* **38**(1), 44-50 (2007).
22. Mingchao Luo, Xiaoxue Liao, Shuangquan Liao and Yanfang Zhao, *Journal of applied Polymer Science*, **129**, 2313-2320, (2013).
23. Ratnam C. T., Ramarad S., Khalid M. and Noraini, effect of pre-irradiation of waste tire dust on the properties of ethylene vinyl acetate/waste tire dust blend (EVA/WTD) blends. *Journal of Composites and Biodegradable Polymers* **1**, 16-22 (2013).
24. Movahed S.O., Ansarifar A. and Mirzaie F., *Journal of Applied Polymer Science*, **132**, 41512 (2015).
25. ASTM D 3182-07 "Standard Practice for Rubber Materials, Equipment and Procedures for Mixing Standard Compounds and Preparing Standard Vulcanized Sheets".
26. ASTM D 2084-07 "Test Standard Methods for Rubber Property-Vulacization Using Oscillating Disk Cure Meter".
27. ASTM D 412-06 "Standard Test Method for Vulcanized Rubber and Thermoplastic Elastomers-Tension".
28. ASTM D 2240-05 "Standard Test Method for Rubber Property Durometer Hardness".
29. ASTM D 412-06 "Standard Test Method for Vulcanized Rubber and Thermoplastic Elastomers-Tension".
27. Maity M., Khatua B.B., Das C.K., Effect of processing on the thermal stability of the blends based on polyurethane: *part IV. Polym. Degrad. Stab.* **72**, 499 (2000).
29. Gann R.G., Dipert R.A., Drews M.J., Flammability. In: Kroschwitz, J.I. (ed) *Encyclopedia of Polymer Science and Engineering*, 2nd edn. John Wiley & Sons, Inc., New York **7**, 154-210 (1985).

(Received 12/8/2017;
accepted 14/12/2017)

دراسة عن دور فتات المطاط فى الخواص الحرارية والميكانيكية لمتراكبات المطاط الطبيعي النانوية

بسمه كمال صالح¹ ، ميرفت حسن خليل²
المعمل منورولوجيا وتكنولوجيا البوليمرات بالمعهد القومى للقياس والمعايرة - الجيزة ،²معهد فيزياء البناء بمركز
بحوث البناء والإسكان - القاهرة - مصر .

يعتبر فتات المطاط المطاطي سلسلة من النفايات الخطيرة التي تسبب التلوث البيئي. و تستهلك هذه المشكلة ميزانية كبيرة في السيطرة على عواقبها. والهدف الرئيسي من هذه الدراسة هو الحصول على أقصى استفادة من هذه النفايات وإستخدامها كمادة مالئة في المعالجة الخضراء بدلاً من المواد المألثة الأخرى التي تضر بالبيئة مثل أسود الكربون والحصول على مواد مفيدة من هذه النفايات مثل العوازل الحرارية. وعليه فقد تم إستبعاد أسود الكربون من خلطات المطاط الطبيعي وإستخدام نفايات المطاط بدلاً منه وينسب مختلفة للحصول على متراكبات مطاط تحتوى على نسبة صغيرة من النانو كلالى المعالج عضوياً وذلك للحفاظ على الخواص الميكانيكية لمتراكبات المطاط. هذا وقد تم عمل خلطة تحتوى على أسود الكربون لمقارنة نتائج متراكبات فتات النفايات/المطاط الطبيعي. وتم فحص هذه الخلطات عن طريق الميكروسكوب الماسح الإلكتروني (SEM) و أوضحت النتائج أنه عند إستخدام نسب عالية من فتات نفايات المطاط يعمل الفتات على تكوين شبكة تنتشر فى المطاط وتعمل على تحسين الإمتزاج بين المطاط وباقي المكونات الأخرى. كما أوضحت نتائج التحليل الحرارى (TGA) إرتفاع الثبات الحرارى لجميع متراكبات فضلات المطاط/المطاط الطبيعي النانوية. وأظهرت جميع النتائج أن إضافة فتات فضلات المطاط إلى متراكبات المطاط الطبيعي النانوية أدى إلى رفع مستويات قيم الخواص كلها خاصة للمترابية التي تحتوى على نسب ٦:٤ من الفتات: المطاط الطبيعي. وأكدت نتائج قياسات التوصيل الحرارى أن هذا المزيج يعمل كمادة عازلة ويمكن إستخدامه في التطبيقات الإنشائية لأغراض العزل الحرارى.