

Comparative Study of Removal of Heavy Metals from Industrial Wastewater Using Clay and Activated Carbon in Batch and Continuous Flow Systems

A. M. El-Shamy¹, H. K. Farag² and W. M. Saad³

¹Physical Chemistry Department, Electrochemistry and Corrosion Lab, National Research Centre, 33 El Buhouth St., 12622 Dokki, Cairo, Egypt

²Inorganic Chemistry Department, National Research Centre, 33 El Buhouth St., 12622 Dokki, Cairo, Egypt

³International Company for Chemical Industries, Plaza Tower, El Gaish St., El-Mansoura, Daqahlyia, Egypt

THIS PAPER deals with the treatment of wastewater released from petroleum industry by using clay and activated carbon as adsorbents for removal of heavy metals. A filled column of clay and activated carbon was used for a continuous flow system and a sample collector was used to monitor the removal efficiency. The optimum treatment conditions were explored. The removal efficiencies of the heavy metal cations were found to be 55, 64, 75, 57, 63, and 82% for Pb, Cu, As, Co, Ni and Cr, respectively. After a second cycle of treatment, the removal efficiency was significantly increased. The removal efficiencies for the pretreated industrial samples were found to be 90, 99, 100, 100, 95 and 100 % for Cu, As, Co, Ni, Pb and Cr, respectively. These results indicate that the employed adsorbent mixture has a huge potential in the application as efficient adsorbent for removal of cationic heavy metal species from industrial wastewater.

Keywords: Wastewater treatment, Activated carbon, Clay mineral, Heavy metal ions, Batch and Continuous flow system.

Introduction

Environmental pollution by heavy metals is one of the serious problems resulting from many chemical industries. The quality of water is affected by discharging of heavy metals into water supply. The hazards of heavy metals are mainly due to their non-degradability and toxicity. The treatment of wastewater before discharging into municipal disposal is of a great concern for the protection of the environment from organic and inorganic compounds and heavy metals. The removal studies of pollutants from water mostly involve the adsorption of pollutants onto suitable adsorbents. Adsorption technique is effective and practical in the treatment of wastewaters containing pollutants owing to its high efficiency, simplicity and the availability of many adsorbents [1]. As known, activated carbon is one of the most widely utilized adsorbents for the adsorptive

removal of organic compounds [2-5] and inorganic compounds [6] due to its large specific surface area and high adsorption capacity [7]. Activated carbon is the greatest important and low-priced adsorbent, which is used in the existing contamination control. The *Elais guineensis* kernel activated carbon was used to remove copper [8]. The various parameters of *Hevea brasiliensis* bark carbon was studied for removing toxic metal ions Ni²⁺, Cu²⁺ and Cd²⁺ [9,10]. Clay minerals are also regarded as key materials in reducing soil and water pollution [11,12] by interacting with most soil contaminants [13]. Clay minerals and zeolites are considered as superior sorbents for remediation and removal of heavy metals [14-17]. The clay usually contains bacterial and/or fungal species, which are significant to assortment the biogeochemical series [18]. The negatively charged colloidal particles play an important role in the interaction of clay particles and cations

*Corresponding author e-mail: msherif888@yahoo.com

DOI :10.21608/ejchem.2017.1606.1128

©2017 National Information and Documentation Center (NIDOC)

[19-21]. Aluminosilicates with foliated texture, have usually negative surface charges, which have a good efficiency for capture of positive ions and therefore they are able to fixate Ca^{2+} , Mg^{2+} , K^+ , Na^+ , Al^{3+} , Mn^{2+} cations and ammonium nitrogen [22-24]. Industrial effluents can usually contain more than one heavy metal species, so the behavior of metal species in wastewater might be influenced by the existence of additional metals. The aim of this study is to examine the removal of some heavy metals from industrial effluents using clay minerals and activated carbon. The optimum conditions of the treatment regime will be demonstrated.

Materials and Methods

Materials

Adsorbent material

The clay-based adsorbent materials are collected from the northeastern Nile Delta of Egypt. The clay was prepared by air drying and crushing by using mortar and pestle and it was sieved by passing through a 60-mesh sieve. The physical and chemical analyses of the studied soils and collected water samples were carried out according to Klute [25]. Laboratory grade granular activated carbon of plant origin was used as adsorbent. Directly before use, it was grinded using a mortar and a pestle and then passed through a 60-mesh sieve.

Chemicals

The stock solution of heavy metals was prepared by dissolving 1.0g of each $\text{CuSO}_4 \cdot 5\text{H}_2\text{O}$, $\text{CoSO}_4 \cdot 7\text{H}_2\text{O}$, $\text{NiSO}_4 \cdot \text{XH}_2\text{O}$, AsSO_4 , PbSO_4 and $\text{K}_2\text{Cr}_2\text{O}_7$ in 1 L of solution. The required concentrations of heavy metals were prepared by dilution series using distilled water. The prepared solutions were subjected to vigorous shaking for about 2 hours using orbital incubator shaker at 30°C and 100 rpm to ensure homogeneity. Concentrated nitric acid (63%, w/w) and sodium hydroxide pellets were used to adjust the pH. All chemicals were of high-grade quality from Merck, BDH and Fisher companies.

Methods

Instrumentations

An atomic absorption spectrometer (AAS), type AA-6800, Shimadzo, Japan, with heavy metals hollow cathode lamp and air acetylene flame was used to determine the heavy metal concentrations. A pH meter was used for pH measurement, and before measurements it was

calibrated by using buffer solutions with different pH values, 4.01, 6.86 and 9.18. A mechanical shaker was utilized for agitating the samples.

Activated carbon preparation

The carbon was activated using H_3PO_4 in one-step chemical activation. An appropriate amount of the used carbon was soaked in 85% (w/w) H_3PO_4 and the volume of H_3PO_4 was high enough to completely cover the used carbon. The system was slightly agitated to ensure complete penetration of the acid throughout the carbon granules. The mixture was heated to 80 °C for one hour and was left over night at room temperature to enable wetting and impregnation of the carbon. The impregnated carbon was dried in an oven at 80 °C overnight, then placed in an electric furnace and the temperature raised at a rate of 10 °C/min up to 500 °C. The temperature was then maintained at 500 °C for 2.5 hours. The product was washed thoroughly with hot distilled water until reaching a pH 5 and finally dried at 110 °C and then, grinded and sieved using a 60-mesh sieve [26].

Batch adsorption experiments

Batch adsorption experiments were carried out in a series of reagent bottles. 50 ml of heavy metal solution with initial concentrations of 25, 50, 75, 100, 125 and 150 ppm were put inside 100 ml reagent bottles, which contained 5 g of clay and 2 g of activated carbon. The pH of the synthetic solution was adjusted to the desired values prior to experiments by adding HNO_3 or NaOH . The reagent bottles were shaken using an incubating shaker, which operated at 50 rpm and 25° C (± 2 °C) for 30 min to attain the equilibrium condition. Blank experiment was treated similarly without the adsorbent mixture, and the recorded concentrations at the end of each operation were taken as the initial. The final concentrations of the solution were then determined from a calibration curve. The removal efficiency is calculated according to the following equation :

$$\text{Removal efficiency \%} = \frac{\text{Initial concentration} - \text{Final concentration}}{\text{Initial concentration}} \times 100$$

Continuous flow adsorption experiments

The sodium alginate was used to prepare the coated billets of activated carbon and clay to be used in the continuous flow experiment. 50 mL sodium alginate solution (4%) was added drop wise to a mixture of clay and activated carbon, 10 g suspended in 50 ml of distilled water, during stirring. The suspension was stirred for an

additional period of 20 min, then left to stand for 30 min to allow air bubbles to escape. The mixture was extruded dropwise via 5 ml syringe from a height of about 20 cm into 1L of 0.2M CaCl₂. The beads of calcium alginate entrapped cells were left to harden in CaCl₂ solution for about 20 min the prepared immobilized mixture was introduced to the column and the prepared heavy metal solution was pumped at different flow rates to determine the duration time of breakthrough.

Removal of heavy metals from industrial effluents

The samples were collected from petroleum companies with respect to Ultra extract Company for water and wastewater treatment. The Ultra extract Company for water and wastewater treated the collected samples by chemical treatments in multi-stages. These samples were subjected to chemical analysis before and after treatment. It is found that the chemically treated samples still have high concentrations of heavy metals. These

treated samples were subjected to the physical treatment by using the adsorbent mixture of clay and activated carbon.

Results and Discussion

The texture of clay-based adsorbent material

Table 1 illustrates the clay texture in categorizing the major arrangement of adsorbent material and as well as the mineralogical analysis. The grain size dissemination test is determined according to DIN, 18123 [27] and BS, 1377 [28]. The particle size distribution of clayey soil is achieved by using both wet sieving and sedimentation analysis. As mentioned in Table 1, the studied adsorbent material includes 53%, 43% and 4% of silt, clay and sand respectively and these constituents prove that the adsorbent material could be classified as clayey silt type.

The mineralogy of clay-based adsorbent

The X-ray diffraction analysis (XRD) is

TABLE 1. The clay-based adsorbent materials and its mineralogical analysis.

Clay-based adsorbent materials		Mineralogical analysis	
Clayey soil fractions	Percent (%)	Type of clay mineral	Percent (%)
Gravel	0.0	Illite/smectite mixed layer	8.0 ± 2.0
Sand	4.0 ± 0.4	Illite	68.0 ± 5.0
Silt	53.0 ± 0.7	Kaolinite	24.0 ± 4.0
Clay	43.0 ± 1.1		

carried out to identify mineralogical analysis of clay-based adsorbent. According to the XRD chart the tested adsorbent material shows that presence of the following percentages (8%), (68%) and (24%) for illite-smectite mixed layer, illite and kaolinite respectively, see (Table 1).

Effect of initial pH

Figure 1 shows the effect of the pH on the removal efficiencies of heavy metals from the polluted aqueous solution. The obtained results reveal that the removal efficiency of the heavy metals increases with the increase in the pH and the maximum efficiencies are obtained in the pH range of 6 to 8. The obtained results are in a good agreement with the most cited literature and the best range of pH was found to be 6.8 to 7.4. The results indicate a minimum adsorption efficiency of heavy metals at low pH as previously reported [8]. Compared with the heavy metal ions, the high concentration and mobility of the small

sized hydrogen ions (H⁺) favor the interaction with negative sites at adsorbent materials at low pH values. Consequently, the superficial of the adsorbent is bounded by hydronium ions (H₃O⁺), which prevent the connection of metal ions with the binding sites of the sorbent materials. This means that at higher hydrogen ion concentrations, the surface of the sorbent materials becomes more positively charged, which reduce the attraction between sorbent materials and metal cations. On the other hand, at high pH values the sorbent surface becomes more negatively charged, facilitating the attachment with heavy metal cations, which leads to an increased removal efficiency. The obtained results suggest that the cations species of heavy metals are adsorbed at the surface of adsorbent materials by ion exchange mechanism, which is concerned with the functional groups present in adsorbent materials and in the same time it might also be occurred through hydrogen bonding mechanism.

Effect of adsorbent dosage

Figure 2 illustrates the effect of clay weight (g) on the removal efficiency of heavy metals and shows the mass capacity relationship. The capacity of the adsorbent dosage depends on the kind of adsorbent materials and its surface nature, which encourages the amount of metal cations removal from the solution. The obtained results show that the amount of metal uptake increases with increasing of adsorbent weight until about 5 g of the adsorbent materials. A further increase in the weight of the adsorbent does not lead to a subsequent increase of the amount of metal uptake. This can be described by the available

limit of the adsorbing materials compared with the relatively large number of surface sites on the adsorbent at higher dosages of adsorbent. It was found that the influence of adsorbent mass is directly proportional to the heavy metal removal [29,30]. It is believable that with higher dosages of adsorbent materials, there would be greater accessibility of replaceable active sites from metal ions due to the increase of surface area [31]. The decrease in the dosages of the adsorbent materials at certain metal concentration enhances the metal/adsorbent ratio, and thus increases the metal uptake per unit area of adsorbent, as long as the latter is not saturated. The adsorption capacity

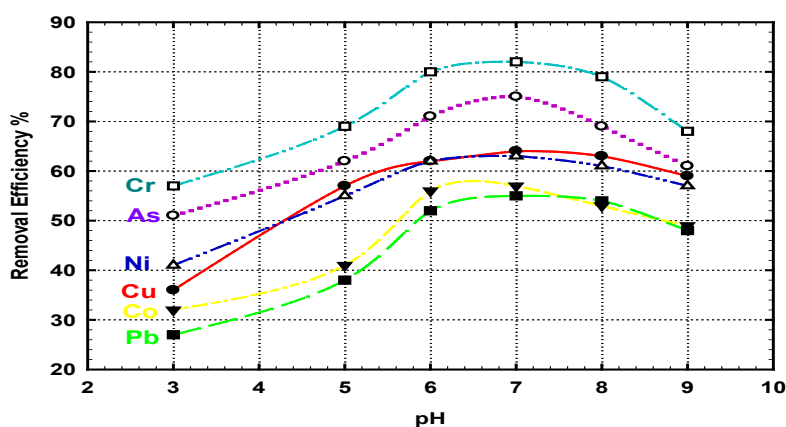


Fig. 1. Effect of pH on the removal efficiency of heavy metals by 5 g clay + 2 g activated carbon mixed in 50 ml of 100 ppm initial concentration of heavy metals, shaking off 30 min at 50 rpm, incubated at room temperature $25 \pm 2^\circ\text{C}$.

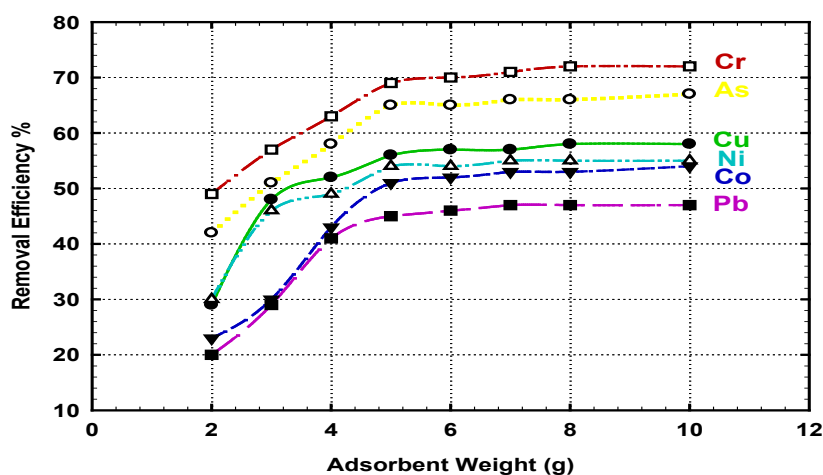


Fig. 2. Effect of clay weight (g) on the removal efficiency of heavy metals in 50 ml of 100 ppm initial concentration at pH 7, shaking off 30 min at 50 rpm, incubated at room temperature $25 \pm 2^\circ\text{C}$.

decreases with increasing adsorbent dosage. This might be attributed to touching the adsorption sites because of overcrowding the adsorbent particles. In addition, the high adsorbent quantity could force the selection effect and dense the uptake of the outer layer of adsorbent materials, thereby defensive the binding sites from metal.

Figure 3 shows the effect of the presence of activated carbon on the removal efficiency of clay mineral. The synergistic effect of the adsorbent mixture is clearly noticed from the obtained results. The removal efficiency of heavy metals increases by increasing the activated carbon dosage till 2 g. This dosage was selected to carry out all experiments because increasing the dosage

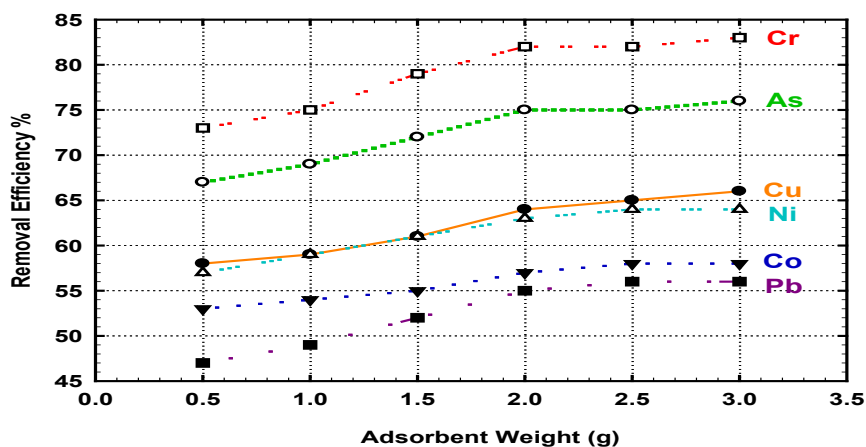


Fig. 3. Effect of activated carbon weight (g) mixed with 5 g clay on the removal efficiency of heavy metals in 50 ml of 100 ppm initial concentration at pH 7, shaking of 30 min at 50 rpm, incubated at room temperature $25 \pm 2^\circ\text{C}$.

of activated carbon more than 2 g does not lead to a further improvement in the removal efficiency. The above results reveal that the optimum dosages from clay and activated carbon are 5 g and 2 g, respectively, which mean that the minimum mass dosage with highest removal efficiency.

Effect of application time

Figure 4 displays the effect of contact time on the removal efficiency of heavy metals using a mixture of clay and activated carbon. The obtained results show that the removal efficiency of heavy metals increases with increasing the contact time and the highest removal efficiency is obtained at 30

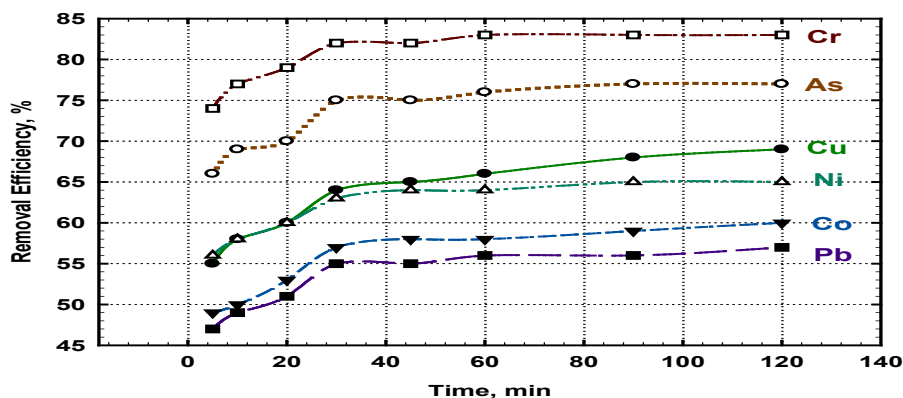


Fig. 4. Effect of application time on the removal efficiency of heavy metals by 5 g clay + 2 g activated carbon mixed in 50 ml of 100 ppm initial concentration of heavy metals, shaking of 30 min at 50 rpm, incubated at room temperature $25 \pm 2^\circ\text{C}$.

minutes of contact time. The removal efficiencies of Pb, Cu, As, Co, Ni and Cr are 55, 64, 75, 57, 63, and 82%, respectively, at this time. Thus, the optimum contact time was found to be 30 minutes. The short time of removal of heavy metals suggests

that the type of adsorption could be chemical adsorption, which extinguishable as fast attack between heavy metals and adsorbent surface.

Effect of initial adsorbate concentration

Figure 5 shows the effect of initial concentration

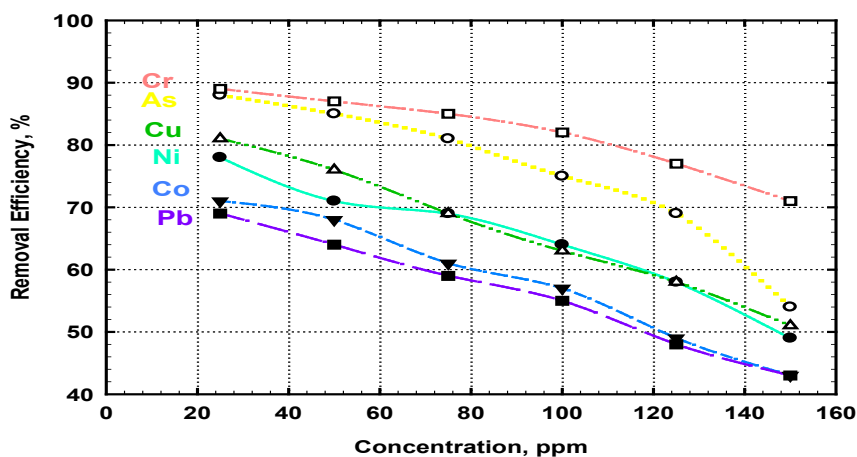


Fig. 5. Effect of concentration of heavy metals on the removal efficiency of heavy metals by 5 g clay + 2 g activated carbon mixed in 50 ml of 100 ppm initial concentration of heavy metals, shaking of 30 min at 50 rpm, incubated at room temperature $25 \pm 2^\circ\text{C}$.

of heavy metals on the removal efficiencies. Although the removal efficiency decreases by increasing heavy metal concentrations, the metal uptake increases with the concentration. The initial concentration of 100 ppm was selected to be the main concentration for carrying out all experiments as it gives the best results for mass capacity.

Heavy metal removal in a continuous flow system

A glass column was packed with the immobilized mixture of adsorbent materials in billets form and the column was adjusted for flow rate 5 ml per min (300 ml per hour). The fraction collector was adjusted for collecting samples and the samples were collected every 5 min. Fig. 6 exemplifies the results of heavy metal uptake in a continuous flow system and the breakthrough of

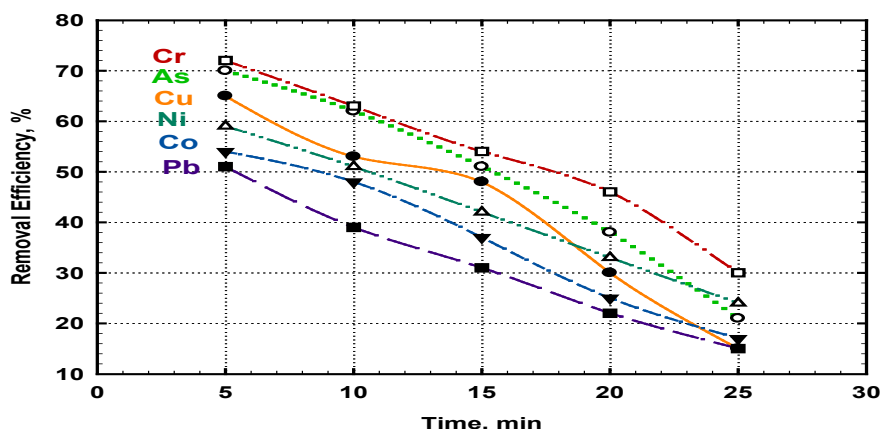


Fig. 6. Heavy metal uptake in continuous flow system at 100 ppm initial concentration of heavy metals and flow rate 5 ml per min. by immobilized adsorbent mixture of 10 g clay and 4 g of activated carbon.

the column was determined. The obtained results showed that the removal efficiency decreases with time due to the saturation of the adsorbent materials with heavy metals. It is clear that the breakthrough of the column can be achieved in 30 minutes and these problems can be improved through increasing the diameter and height of the used column.

Heavy metals removal from industrial effluents

Figure 7a illustrates the results obtained from the treatment by adsorbent mixtures of clay minerals and activated carbon for one water sample

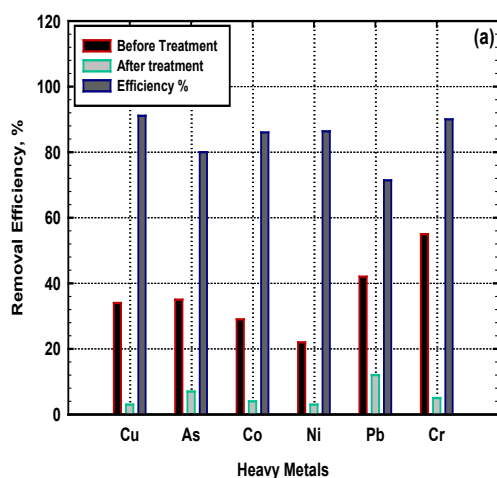


Fig. 7a. Treatment of petroleum industrial effluents by adsorbent mixture of clay minerals and activated carbon, first stage treatment.

Figure 7b shows the obtained results from the second treatment regime that clearly reveal the high efficiency of the employed treatment regime of industrial polluted water. The efficiencies for Cu, As, Co, Ni, Pb and Cr sample are 90, 99, 100, 100, 95 and 100 % respectively. These results are acceptable and agree with the recommended concentration of standard concentration of heavy metals in disposal water.

Interaction between clay minerals and heavy metals

Clays and clay minerals are used for a wide range of environmental applications such as waste management, water sanitization, mineral barriers for waste deposits and slurry walls for the capsulation of polluted areas. This is due to their huge definite surfaces and its capability to adsorb cations [32]. The general formula of clay minerals is characterized by illite $(K,H_3O)(Al,Mg,Fe)_2(Si,Al)_4O_{10}[(OH)_2,(H_2O)]$ and muscovite

of petroleum effluents. The removal efficiencies for heavy metals for one-stage treatment are 91.1, 80, 86, 86.36, 71.42 and 90 % for Cu, As, Co, Pb, and Cr respectively. Although the obtained removal efficiencies are good, the residual concentrations of heavy metals are still higher than the standard acceptable concentrations. The obtained sample from this step was re-subjected to a further treatment by the adsorbent mixture to improve the efficiency to reach acceptable values, which agree with the recommendation of environmental protection agency.

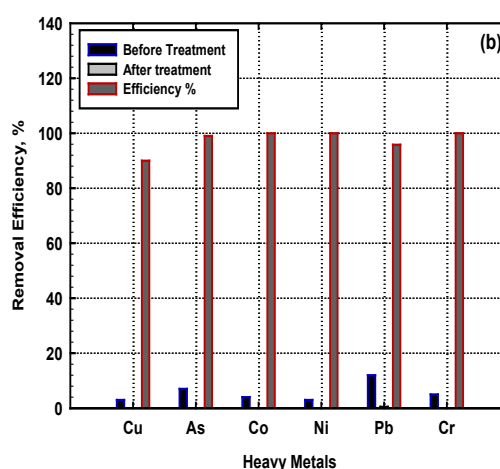


Fig. 7b. Treatment of petroleum industrial effluents by adsorbent mixture of clay minerals and activated carbon, second stage treatment.

$KAl_2(AlSi_3O_{10})(FOH)_2$, kaolinite $Al_2Si_2O_5(OH)_4$, as well as smectite and chlorite mixtures [23]. The sorption capability of natural sorbent materials in separate samples is reasonably multifaceted problem and the understanding of these data is very indistinct. The clay minerals are the most important natural sorbents and the heavy metals mobility in nature is determined by their solubility and sorption ability [33]. In case of clay minerals, the dominant process is represented by ionic replacement between solution and solid phase but partially also physical process of adsorption [22].

Adsorption isotherm

The capability of the adsorption isotherm is necessary, and plays an important role in the identification and evaluation the extreme capacity of adsorption process. It also offers an outlook of the progression of uptake by the adsorbent materials under study in summarizing form. In addition, it allows an assessment of the commercial

feasibility of the industrial applications. Several mathematical models such as Freundlich isotherm can describe the adsorption isotherm as follows:

$$C_o - C_e/m = K.C_e^{1/n} \quad (2)$$

This equation can be rearranged and linearized in the following formula:

$$\text{Log}(C_o - C_e/m) = \text{Log} K + 1/n \text{Log} C_e \quad (3)$$

Where C_o is the initial concentration (ppm),

TABLE 2. Freundlich adsorption equations and constants (log k and n) for metal cations on bentonitic clay.

Metal	log k (mg/g)	1/n	R ²
Cu ²⁺	0.54	1.83	0.9779
Ni ²⁺	0.48	1.52	0.9869
As ²⁺	0.28	1.28	0.9713
Co ²⁺	0.7	1.91	0.9722
Pb ²⁺	0.8	1.96	0.9835
Cr ²⁺	0.24	1.25	0.9845

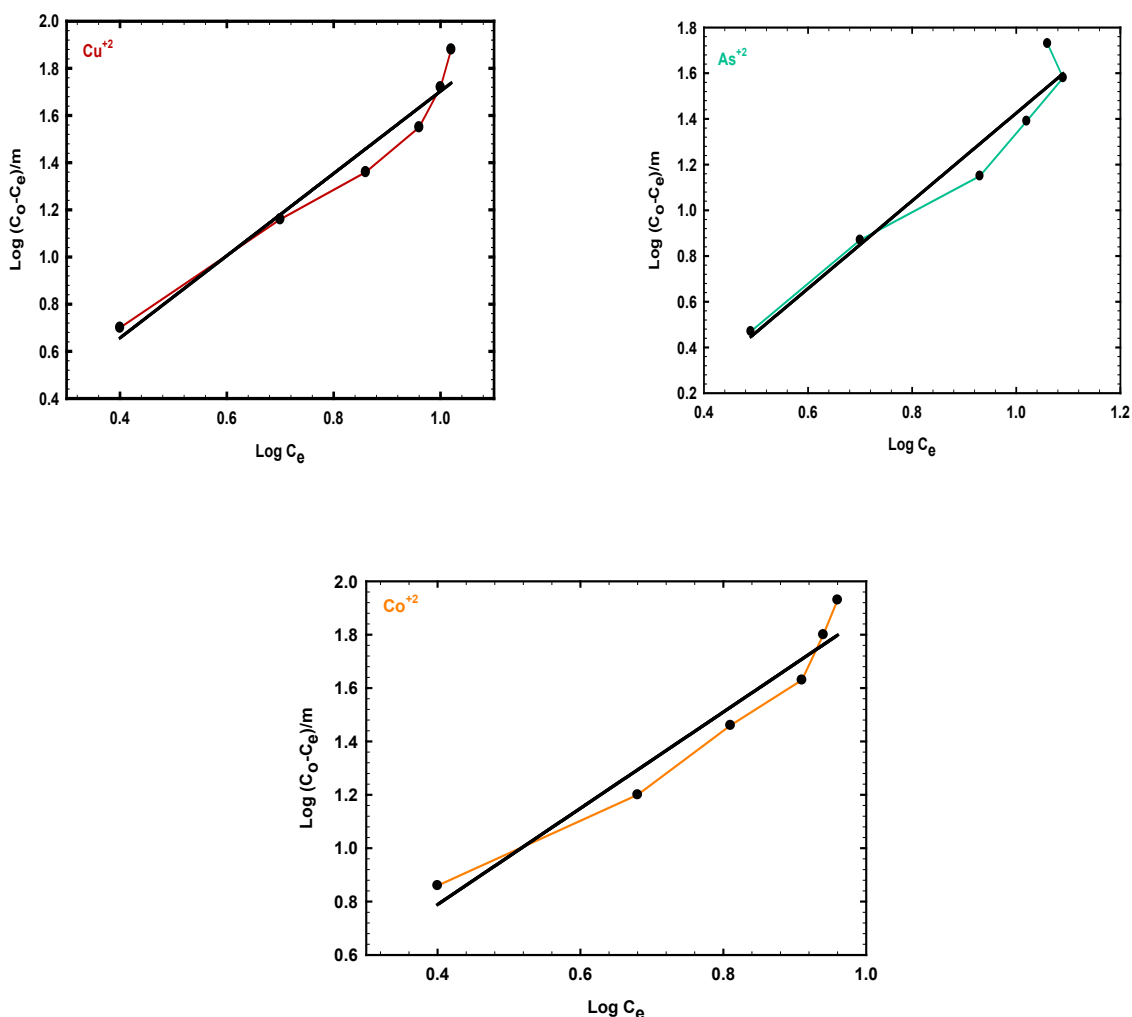


Fig. 8a. The Freundlich Isotherm for Cu, As, and Co, respectively.

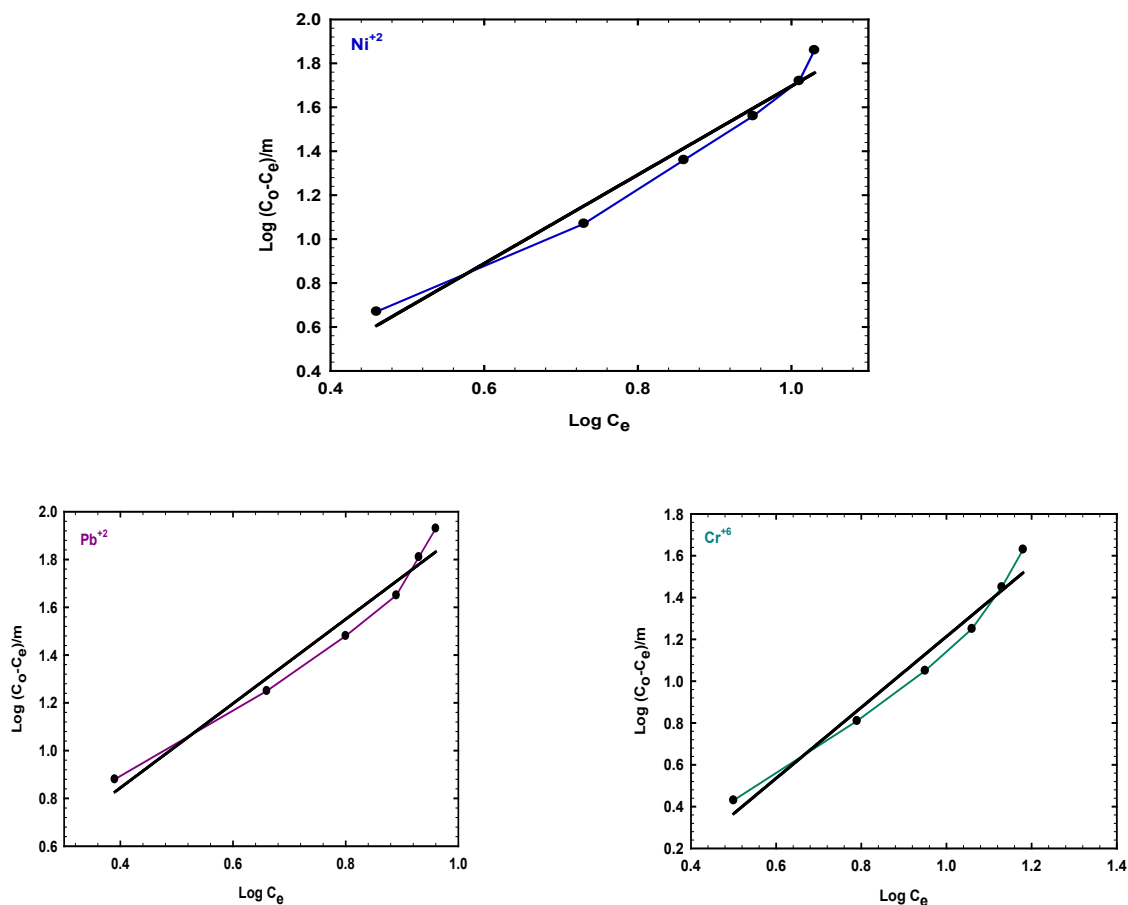


Fig. 8b. The Freundlich Isotherm for Ni, Pb, and Cr, respectively.

C_e is the equilibrium concentration (ppm), m is the amount of the used adsorbent materials (g), and K and $1/n$ are Freundlich's constants. Plotting $\text{Log}(C_0 - C_e)/m$ against $\text{Log } C_e$ gives a straight line, which indicates the applicability of Freundlich isotherm (Fig. 8). The constants K and $1/n$ for each metal could be determined from the slopes and intercepts of these produced lines and all parameters are listed in Table 2. On the other hand, it was found that the correlation R^2 is less than 1, which indicates that the obtained results are in a good agreement with Freundlich isotherm.

Conclusion

We showed in this paper that the clay minerals and activated carbon could be used as effective adsorbent materials for the treatment of contaminated water with heavy metals. It was found that the adsorption of heavy metals on clay-carbon mixture is dependent on the pH, initial concentration, adsorbent dose and contact time. The ideal circumstances of heavy metals

removal achieved from this study are pH range from 6.8 to 7.4, initial concentration of 100 ppm and a mass loading of 5 g clay minerals and 2 g activated carbon. In addition, the correspondence of Freundlich adsorption isotherm fits well the investigational data. Hence, the adsorbent mixture of clay minerals and activated carbon could be useful for the economic treatment of wastewater contaminated with heavy metals.

References

1. Duman O., Tunc S. and Polat T. G., *Appl. Clay Sci.* **109-110**, 22-32 (2015).
2. Duman O. and Ayranci E., *Sep. Sci. Technol.* **41**, 3673-3692(2006).
3. Duman O. and Ayranci E., *J. Hazard. Mater.* **174**, 359-367 (2010).
4. Ayranci E. and Duman O., *Sep. Sci. Technol.* **44**, 3735-3752 (2009).
5. Ayranci E. and Duman O., *Chem. Eng. J.* **156**, 70-76 (2010).

6. Duman O. and Ayranci E., *J. Hazard. Mater.* **176**, 231-238 (2010).
7. Duman O., Tunc S. and Polat T.G., *Microporous Mesoporous Mater.* **210**, 176-184 (2015).
8. Najua Delaila Tumin, Luqman Chuah A., Zawani Z. and Suraya Abdul Rashid, *J. Eng. Sci. Tech.*, **3**, 180 – 189 (2008).
9. Kannan N., Veemaraj T., *Glob. NEST J.* **12**, 197-205 (2010).
10. Salehzadeh J., *Leonardo J. of Sci.* **23**, 97-104 (2013).
11. Bernard E., Jimoh A. and Odigure J.O., *Res. J. of Chem. Sci.* **3**, 3-9 (2013).
12. Miller R.W. and Donahue R.L., *Soils: An Introduction To Soils And Plant Growth*. Prentice-Hall, Inc., Englewood Cliffs, N. J., USA (1992).
13. Prost R. and Yaron B. , *Soc. Sci.*, **166**, 880–894 (2001).
14. Castrilloa N., Mercado A. and Volzone C., *Procedia Mat. Sci.* **8**, 391-396 (2015).
15. Sotelo J.L., Ovejero G., Rodríguez A. and García S.A.J., *Chem. Eng. J.* **228**, 102–113 (2013).
16. Wu D., Zhu C., Chen Y., Zhu B., Yang Y., Wang Q. and Ye W., *App. Clay Sci.* **62-63**, 87–93 (2012).
17. Bachir M., Salah M.M., El-fala B.Z. and Soulard M., *Phys. Procedia* **55**, 356-366 (2014).
18. Kostka J. E., Dalton D. D., Skeleton H., Dollhopf S. and Stucki J. W., *Applied and Environmental Microbiology*, **68**, 6256-6262 (2002).
19. Oades J. M., An introduction to organic matter in mineral soils. P.89-159. In J. B. Dixon and S.B. Weed (eds.): *Minerals in Soil Environments*. 2nd edition. Soil Sci. Soc. Am., Madison, Wisconsin, USA (1989).
20. Toor M. and Jin B., *Chem. Eng. J.* **187**, 79– 88 (2012).
21. Zhang H., Tong Z., Wei T. and Tang Y., *App. Clay Sci.* **65–66**, 21–23 (2012).
22. Missana T., Garcia-Gutierrez M., Alonso U., *Physics and Chemistry of the Earth*, **33**, 156-162 (2008).
23. Andras, P, Lichy A., Kusnierova M., Krizani I, Ladomersky J., Ruskova J. and Hroncova E., *Acta Montanistica Slovaca Rocnik* **14**, 127-142 (2009).
24. Haseena P. V., Padmavathy K. S., Rohit Krishnan P. and Madhu G., *Procedia Technology* **24**, 733-740 (2016).
25. Klute, A., *Methods of Soil Analysis. Part 1: Physical and mineralogical methods*. 2nd ed. Agron. Monogr. No. 9. ASA and SSSA, Madison, WI (1986).
26. Shama S. A. and Gad M.A., *Portug Electrochim. Acta* **28**(4), 231-239 (2010).
27. DIN18123(1)BestimmungderKorngrößenverteilung Wiesbaden, pp. 273–284 (1998).
28. BS (British Standards Institution), *Moisture content and index tests*, vol. BS 1377, pp. 50–100 (London) (1975).
29. Mahvi A. H., Naghipour D., Vaezi F. and Nazmara S., *Am. J. App. Sci.*, **2**, 372-375 (2005).
30. Krishnan K. A. and Anirudhan T.S., *Wat. S. A.*, **29**, 147-156 (2003).
31. Gueu S., Yao B., Adouby K. and Ado G., *J. of App. Sci.* **6**(13), 2789-2793 (2006).
32. Bradl H., *Encyclopedia of Surf.& Coll. Sci.*, 1-13 (2002).
33. Missana T., Garcia-Gutierrez M. and Alonso U., *Physics and Chemistry of the Earth*, **33**, 1, 156-162 (2008).

(Received 11/9/2017;
accepted 24/9/2017)

دراسة مقارنة ازالة المعادن الثقيلة من مخلفات المياه الصناعيه باستخدام الطمي و الكربون المنشط علي دفعه واحده و تدفق مستمر

أشرف مرسي الشامي^١، هاله كمال فرج^٢ و وليد مرسي سعد^٣
اقسم الكيمياء الفيزيقيه^٢، اقسام الكيمياء غير العضويه - المركز القومي للبحوث و الشركه الدوليه للصناعات
الكيمياويه^٣ - المنصوره . مصر .

تم في هذا البحث دراسة معالجة مخلفات المياه الصناعيه الناتجه من الصناعات البترولييه باستخدام الطمي و الكربون المنشط كماده لازالة المعادن الثقيله. وقد تم استخدام عمود ملئ بالطمي و الكربون المنشط لنظام التدفق المستمر مع جامع للعينات لرصد كفاءه الازاله . وقد تم استعراض الظروف المثاليه للمعالجه.

وقد وجد أن كفاءه الازاله للمعادن الثقيله %٦٣، ٨٢، ٥٧، ٥٥ لمعادن Pb,Cu,As,Co,Ni,Cr علي التوالي . وبعد دوره الثانيه للعينات التي تم معالجتها أصبحت كفاءه الازاله %٩٥، ١٠٠، ١٠٠، ٩٩، ٩٠ لعناصر Cu,As,Co,Ni,Pb,Cr علي التوالي. وقد دلت هذه النتائج أن خليط الماز المستخدم له كفاءه عاليه عند استخدامه لازالة كاتيونات العناصر الثقيله من مخلفات المياه الصناعيه.